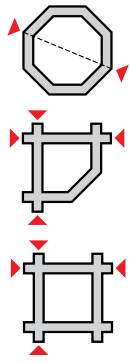


Catalog 2016



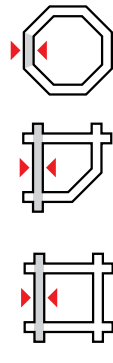
TENE



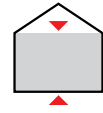
Exterior dimensions
Bohlenaußenmaß
Dimensiones exteriores
Dimensões exteriores
Dimensiones extérieures
Dimensioni esterne
Buitenmaat
Wymiar zewnętrzny
Внешние размеры
Diş boyutlar



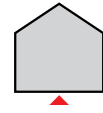
Cabin size
Wandaußenmaß
Dimensiones interiores
Dimensões interiores
Dimensiones extérieures
au sol
Dimensioni interne
Binnenmaat
Wymiar Wewnętrzny
Внутренние размеры
Kabin boyutu




Wall thickness
Bohlenstärke
Grosor de la pared
Grossura da parede
Bois épaisseur
Spessore delle pareti
Wanddicke
Grubość ścian
Толщина стен
Panel kalınlığı



Wall height
Seitenwanhöhe
Altura del lateral
Altura lateral
Hauteur murs
Altezza minima pareti
Wandhoogte
Wysokość ścian
Высота стен
Panel yüksekliği



Ridge height
Firstlöhe
Altura de la fachada
Altura do cume
Hauteur faitage
Altezza massima pareti
Nokhoogte
Wysokość kalenicy
Высота до конька крыши
Çatı sırtı yüksekliği



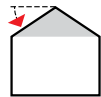
Floor area
Grundfläche
Superficie del suelo
Área do chão
Superficie
Piano area
Vloereppervlak
Powierzchnia podłogi
Площадь пола
Zemin alanı



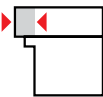
Roof area
Dachfläche
Espacio bajo tejado
Área do telhado
Superficie du toit
Superficie tetto
Dak oppervlakt
Powierzchnia dachu
Площадь крыши
Çatı alanı



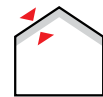
Volume
Umbauter raum
Volumen
Volume
Volume
Volume
Volume
Objętość
Кубатура
Hacim



Roof pitch
Dachneigung
Inclinación del tejado
Inclinação do telhado
Inclinaison du toit
Pendenza del tetto
Dakgraden
Kąt nachylenia
Уклон ската крыши
Çatı eğimi



Roof overhang
Vordach
Salida de alero
Alçado Do telhado
Auvent
Verande
Voorluisfel
Przedłużenie dachu
Свес крыши
Çatı çıkıntısı



Roof boards
Dachbretter
Tejado
Telhado
Planches de toit
Tetti in legno
Dakplanken
Deska dachowa
Доски крыши
Çatı panoları



Floor boards
Fußboden
Suelo
Chão
Planches de Sol
Piano in legno
Vloerplanken
Deska podłogowa
Доски пола
Zemin panoları



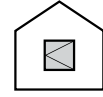
Door
Leimholz-Tür
Puerta
Porta
Porte feuilleté
Porte in Legno
Gelaagd deur
Drzwi
Дверь
Kapı



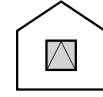
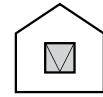
Side/tilt and turn opening
Dreh-Fenster +
Dreh/Kipp-Fenster
Horizontal/
Oscilo-batiente
Horizontal/
Oscilo-batente
Double ouvrant
Finestra doppia
(un lato a battente e
un lato battente e ribalta)
Opening-rozwierane +
uchylno-rozwierane
Наклонное+поворотное
и поворотное
открытие
Yana + eđmeli
ve döndürmeli açma



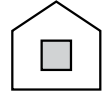
Tilt and turn opening
Dreh/Kipp-Fenster
Apertura oscilo-batiente
Abertura oscilo-batente
Fenêtre oscillo-battante
IT Finestra a battente e
ribalta
Uchylno-rozwierane
Наклонное и
поворотное
открытие
Eđmeli ve
döndürmeli açma



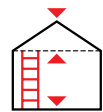
Side opening
Dreh-Fenster
Apertura horizontal
Abertura horizontal
Fenêtre à la française
IT Finestra a battente
Rozwierane
Поворотное
открытие
Yana açma



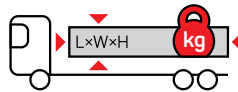
Tilt opening
Kipp-Fenster
Apertura vertical
Abertura vertical
Ouverture à soufflet
Finestra a ribalta
Uchylane
Наклонное
открытие
Eđmeli açma



Window
Fenster
Ventana
Janela
Fenêtre
Finestra
Venster
Okno
Okno
Pencere



Attic
Dachbodenhöhe
Altילו
Sótão
Grenier
Altezza sottotetto
Powierzchnia poddasza
Чердачное помещение
Çatı kati



Package Size/Weight
Paket-Größe/Gewicht
Tamaño del paquete/Peso
Pacote Tamanho/Peso
Taille du paquet/Poids
Verpakking/Gewicht
Formato del pacchetto/Peso
Wielkość pakietu/Waga
Размер упаковки/Вес
Paket Boyutu/Ağırlık



2016



TABLE OF CONTENTS

BASIC

- 9 BETTY
- 9 CAROL
- 10 TRONDHEIM
- 10 NEVADA
- 11 ALABAMA
- 11 COLORADO
- 12 NERVION
- 12 BIDASOA
- 13 KIOSK

STANDARD

- 15 LOUISE 4F
- 15 EMMA 4F
- 16 CABRERA
- 16 LANZAROTE
- 17 MENORCA
- 17 IBIZA
- 18 VICTORIA A
- 18 VICTORIA B
- 19 ARUBA
- 19 VICTORIA C
- 20 ROMA
- 20 MONACO
- 21 CATANIA
- 21 VENEZIA
- 22 OREGON
- 22 SICILIA
- 23 TIINA A
- 23 TIINA B
- 24 JUCAR
- 24 KANSAS
- 25 KELLY A
- 25 KELLY B
- 26 KELLY C
- 26 KELLY D
- 27 MONIKA A
- 27 MONIKA B
- 28 MONIKA C
- 28 MONIKA D
- 29 GLORIA A
- 29 GLORIA A-SD150
- 30 GLORIA D
- 30 GLORIA D-SD150

- 31 GLORIA F
- 31 GLORIA F-SD150
- 32 LUGO
- 33 ORIENTAL 1
- 33 ORIENTAL 1-SD 300
- 34 ORIENTAL 2
- 34 ORIENTAL 2-SD 300
- 35 ORIENTAL 3
- 35 ORIENTAL 3-SD 300
- 36 ORIENTAL 4
- 36 ORIENTAL 4-SD 300
- 37 ORIENTAL 5
- 37 ORIENTAL 5-SD 300
- 38 MARI A
- 38 MARI B
- 39 SANDRA A
- 39 SANDRA B
- 40 SANDRA C
- 40 MONTANA
- 41 CAMILLA A
- 41 CAMILLA B
- 42 FLORIDA A
- 42 FLORIDA B
- 43 ENZO B
- 43 ENZO C/1
- 44 ENZO D
- 45 BUNKIE
- 46 LANGEOOG
- 47 NICE

PREMIUM

- 49 HUELVA
- 50 MALAGA A
- 50 MALAGA B
- 51 SEVILLA
- 52 PEDRO A
- 52 PEDRO B
- 53 PEDRO C
- 53 PEDRO D
- 54 PEDRO E
- 54 PEDRO F
- 55 OSLO
- 55 GÖTEBORG A
- 56 GÖTEBORG B
- 56 GÖTEBORG C
- 57 SAUERLAND A

- 57 SAUERLAND B
- 58 SAUERLAND C
- 58 SAUERLAND D
- 59 MIKKO
- 59 SANNA
- 60 ENZO C/2
- 60 ENZO E
- 61 GORBEA A
- 61 GORBEA B
- 62 LANGEOOG B
- 62 LANGEOOG C
- 63 PERTTI
- 64 GOTLAND A
- 65 GOTLAND B
- 66 GOTLAND C
- 67 GOTLAND D
- 68 GOTLAND E
- 69 GOTLAND F
- 70 GOTLAND G
- 71 BURGOS
- 72 HELSINKI
- 73 RICHARD
- 74 FALUN A
- 75 FALUN B
- 76 FALUN C
- 77 SALAMANCA
- 78 LEON A
- 79 LEON B
- 80 ALPINA
- 81 ANDORRA
- 82 TORMES
- 83 REUS
- 84 VERONA
- 85 MONVISO
- 86 PADOVA
- 87 MARIA
- 88 ARLANZON A
- 89 ARLANZON B
- 90 PETRA
- 91 CERVINO
- 92 TORINO
- 93 URSULA
- 94 VALENCIA A
- 95 VALENCIA B
- 96 TOLEDO A
- 97 TOLEDO B
- 98 TOLEDO C

- 99 TOLEDO D
- 100 MOTRIL
- 101 KRISTI
- 102 KRISTINA
- 103 ALMERIA A
- 104 ALMERIA B
- 105 PALMA
- 106 TIPO
- 107 MANZANARES
- 108 ESTONIA
- 109 RIGA
- 110 RUSIA
- 111 EUROPA
- 112 SERENA
- 114 VIGO
- 115 RIOPAS
- 116 TRENTO
- 117 LETONIA
- 118 FINLANDIA

GARAGES

- 120 GARAGE A
- 120 GARAGE B
- 121 GARAGE C
- 122 GARAGE D

SAUNAS


- 124 JORMA
- 125 OSKARI
- 126 JOONAS
- 127 PEKKA

EXTRAS

- 129 SCHLEPP A
- 129 SCHLEPP B
- 129 SCHLEPP C
- 130 ANBAU A
- 130 ANBAU B
- 131 TERRASS 28
- 131 TERRASS 40
- 131 TERRASS 58
- 131 TERRASS 70

INDEX OF CONTENTS

ALABAMA	11	GLORIA D-SD150	30	MARIA	87	RIOPAS	115
ALMERIA A	103	GLORIA F	31	MARI B	38	ROMA	20
ALMERIA B	104	GLORIA F-SD150	31	MENORCA	17	RUSIA	110
ALPINA	80	GORBEA A	61	MIKKO	59	SALAMANCA	77
ANBAU A	130	GORBEA B	61	MONACO	20	SANDRA A	39
ANBAU B	130	GÖTEBORG A	55	MONIKA A	27	SANDRA B	39
ANDORRA	81	GÖTEBORG B	56	MONIKA B	27	SANDRA C	40
ARLANZON A	88	GÖTEBORG C	56	MONIKA C	28	SANNA	59
ARLANZON B	89	GOTLAND A	64	MONIKA D	28	SAUERLAND A	57
ARUBA	19	GOTLAND B	65	MONTANA	40	SAUERLAND B	57
BETTY	9	GOTLAND C	66	MONVISO	85	SAUERLAND C	58
BIDASOA	12	GOTLAND D	67	MOTRIL	100	SAUERLAND D	58
BUNKIE	45	GOTLAND E	68	NERVION	12	SCHLEPP A	129
BURGOS	71	GOTLAND F	69	NEVADA	10	SCHLEPP B	129
CABRERA	16	GOTLAND G	70	NICE	47	SCHLEPP C	129
CAMILLA A	41	HELSINKI	72	OREGON	22	SERENA	112
CAMILLA B	41	HUELVA	49	ORIENTAL 1	33	SEVILLA	51
CAROL	9	IBIZA	17	ORIENTAL 1-SD 300	33	SICILIA	22
CATANIA	21	JOONAS	126	ORIENTAL 2	34	TERRASS 28	131
CERVINO	91	JORMA	124	ORIENTAL 2-SD 300	34	TERRASS 40	131
COLORADO	11	JUCAR	24	ORIENTAL 3	35	TERRASS 58	131
EMMA 4F	15	KANSAS	24	ORIENTAL 3-SD 300	35	TERRASS 70	131
ENZO B	43	KELLY A	25	ORIENTAL 4	36	TIINA A	23
ENZO C/1	43	KELLY B	25	ORIENTAL 4-SD 300	36	TIINA B	23
ENZO C/2	60	KELLY C	26	ORIENTAL 5	37	TIPO	106
ENZO D	44	KELLY D	26	ORIENTAL 5-SD 300	37	TOLEDO A	96
ENZO E	60	KIOSK	13	OSKARI	125	TOLEDO B	97
ESTONIA	108	KRISTI	101	OSLO	55	TOLEDO C	98
EUROPA	111	KRISTINA	102	PADOVA	86	TOLEDO D	99
FALUN A	74	LANGEOOG	46	PALMA	105	TORINO	92
FALUN B	75	LANGEOOG B	62	PEDRO A	52	TORMES	82
FALUN C	76	LANGEOOG C	62	PEDRO B	52	TRENTO	116
FINLANDIA	118	LANZAROTE	16	PEDRO C	53	TRONDHEIM	10
FLORIDA A	42	LEON A	78	PEDRO D	53	URSULA	93
FLORIDA B	42	LEON B	79	PEDRO E	54	VALENCIA A	94
GARAGE A	120	LETONIA	117	PEDRO F	54	VALENCIA B	95
GARAGE B	120	LOUISE 4F	15	PEKKA	127	VENEZIA	21
GARAGE C	121	LUGO	32	PERTTI	63	VERONA	84
GARAGE D	122	MALAGA A	50	PETRA	90	VICTORIA A	18
GLORIA A	29	MALAGA B	50	REUS	83	VICTORIA B	18
GLORIA A-SD150	29	MANZANARES	107	RICHARD	73	VICTORIA C	19
GLORIA D	30	MARI A	38	RIGA	109	VIGO	114



Wall logs 28/40/58/70 mm
 Wandbohlen 28/40/58/70 mm
 Tablas de pared 28/40/58/70 mm
 Tábua de parede 28/40/58/70mm
 Madriers de murs 58 mm
 Perlina per parete 28/40/58/70mm
 Houtdikte 28/40/58/70 mm
 Ściana z bala 28/40/58/70mm
 Стеновые балки 28/40/58/70 мм
 Panel kalasları 28/40/58/70 mm



Comer joint
 Eckversatz
 Doble ensablaje,
 protección contra vientos
 Duplo encaixe de proteção
 contra ventos
 Double entaillage étanchéité parfaite
 Incastro
 Kruisverbinding
 Угловые соединения с ветрозащитой
 Köşe eklemi



Drilled in threaded
 rod for wind safety
 Eingeborte Gewindestange
 En las esquinas varillas de rosca
 Barras de Refuerzo
 (Parafusos Sem Cabeça)
 Tiges filetes anti-tempete
 Barra filettata per foratura
 Draadeinden in de wand verwerkt
 Засверленная резьбовая шпилька
 для ветрозащиты
 Rüzgara karşı güvenlik için
 dişli çubuk üzerine delme



Precision jointing
 Perfekte Verbindungen
 Uniones perfectas
 Uniões perfeitos
 Assemblage parfaitement ajusté
 Giunzione perfetta
 Perfekte verbindigen
 Idealne połączenia
 Прецизионные соединения
 Hassas ölçümlü eklemler



Roof pitch
 Dachneigung
 Encajes perfectos
 Encaixes perfeitos
 Assemblage parfaitement ajusté double
 entaillage étanchéité parfaite
 Pendenza tetto
 Dakhelling
 Kaç nachylenia dachu
 Свод крыши
 Çatı eğimi



Storm bar
 Sturmleiste
 Listones de la tormenta
 Dispositivo de proteção temporal
 Dispositif d'haubanage
 Dispositivo protezione temporali
 Stormverankering
 Listwa zabezpieczająca przed wichurą
 Противовштормовое приспособление
 Yıldırım çubuğu



Hardware kit
 Beschlagbeutel
 Todos los herrajes
 (manivelas, clavos, tornillos)
 Ferragens
 Kit de quincaillerie complet
 Ferramenta
 Bevestigingsmaterialen
 Zestaw okuć
 Набор фурнитуры для сборки
 Montaj kiti



Impregnated foundation beams
 Imprägnierte Fundamenthölzer
 Perfiles tratados en autoclave verde
 Perfil de tratamento autoclave verde
 Solivage traité autoclave
 Basamento travi impregnato
 in autoclave
 Geimpregneerd funderingshout
 Impregnowane ciśnieniowo podwaliny
 Пропитанные фундаментные балки
 Emprenye temel/destek kirişleri



Floor boards 28 mm
 Fußbodenbretter 28 mm
 Machihembrado del suelo 28 mm
 Tábuas do Chão 28mm
 Lames de plancher 28 mm
 Tavole per pavimento 28mm
 Vloerplanken
 Podłoga 28mm
 Половая доска 28 мм
 Zemin panoları 28 mm



Laminated wood for door
 Türen aus Leimholz
 Las puertas en madera laminada
 Portas em Madeira laminada
 Porte en lamellé collé
 Porte in legno lamellare
 Gelamineerde deuren
 Drzwi z drewna klejonego
 Ламинированная древесина
 для дверей
 Kapı için lamine ahşap



Floor and roof boards 18 mm
 Fußboden- und Dachbrett 18mm
 Tablas de techo y suelo 18mm
 Tábuas de telhado y chão 18mm
 Lames de plancher 18 mm
 Tavole per pavimento e tetto 18mm
 Vloer en dakbeplanking 18 mm
 Deska podłogowa i dachowa 18mm
 Половая и кровельная доска 18 мм
 Zemin ve çatı panosu 18 mm



Tongue and groove roof boards 18mm
 Profilierte Dachbretter 18 mm
 Tablones 18 mm para techos
 Tábuas de 18mm para telhado
 Sous toiture (volige) 18 mm
 Tavole profilate per tetto 18mm
 Geprofileerde dakplanken 18 mm
 Profilowana deska dachowa 18mm
 Фасонные потолочные доски 18 мм
 Profilli çatı panoları 18 mm



Stainless steel threshold
 Edelstahl-Türschwelle
 Franja de umbral de la puerta
 con lámina de acero inoxidable
 Faixa de entrada coberto
 com chapa de aço inoxidável
 Seuil de porte arasant avec
 plancher habillé inox
 Soglia del portone in inox
 RVS dorpel
 Próg drzwi ze stali nierdzewnej
 Дверной порог с планкой
 из нержавеющей стали
 Paslanmaz çelik kapı eşiği



Cylinder-locks
 PZ-Schloss
 Cerradura-bombín
 Fechadura cilíndrica
 Porte avec serrure à clé normes
 européennes
 Chiusura cilindrica
 Cylinder slot
 Zamek cylindryczny
 Цилиндровые врезные замки
 Silindir kilitlet

Basic



Standard



Standard+



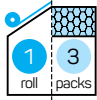
Premium





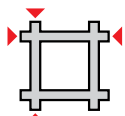
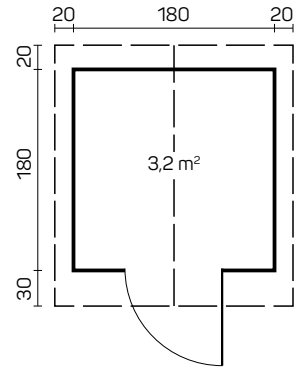
Basic



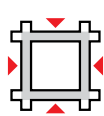


BETTY

Art 122009.2



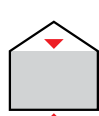
200×200 cm



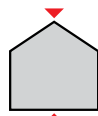
180×180 cm




28 mm



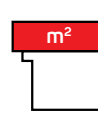
183 cm



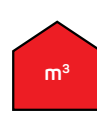
223 cm



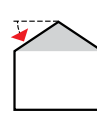
3,2 m²



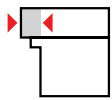
5,52 m²



ca. 6,2 m³



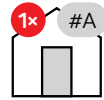
24°



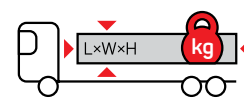
30 cm



18+18 mm

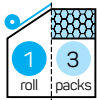


840×1730 mm



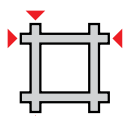
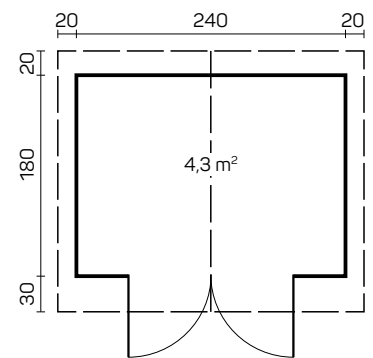
240×108×46 cm

375 kg



CAROL

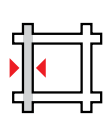
Art 122010.2



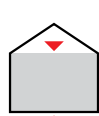
260×200 cm



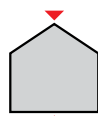
240×180 cm



28 mm



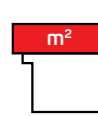
183 cm



223 cm



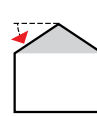
4,09 m²



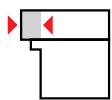
6,67 m²



ca. 8,3 m³



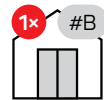
18°



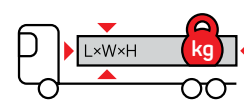
30 cm



18+18 mm

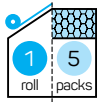


1425×1730 mm



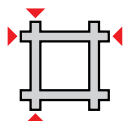
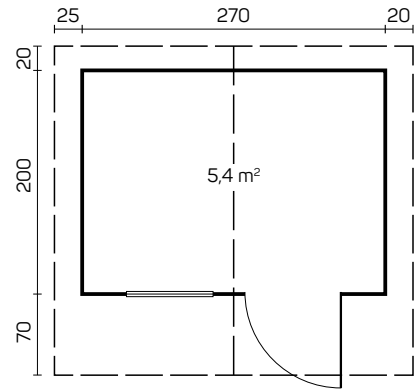
290×108×48 cm

475 kg

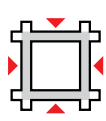


TRONDHEIM

Art 122206.2



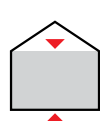
290×220 cm



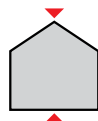
270×200 cm




28 mm



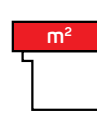
194 cm



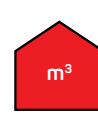
245 cm



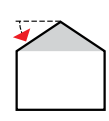
5,4 m²



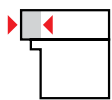
9,9 m²



ca. 11,3 m³



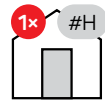
16°



70 cm

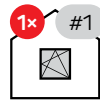


18+18 mm



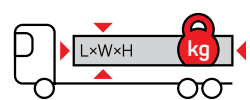
1x #H

840×1775 mm



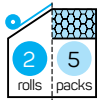
1x #1

765×990 mm



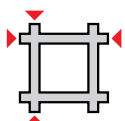
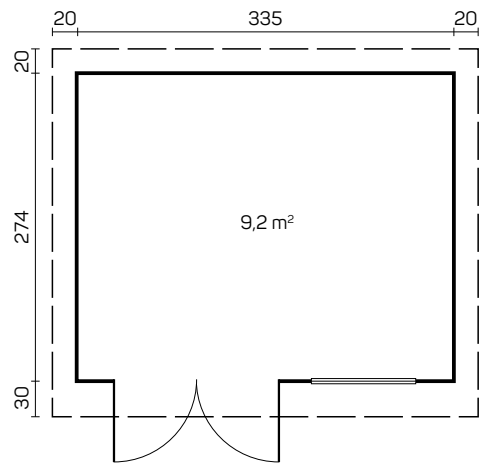
330×108×50 cm

600 kg



NEVADA

Art 122100



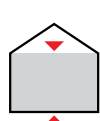
355×294 cm



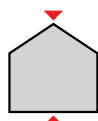
335×274 cm




28 mm



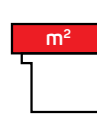
188/222 cm



225 cm



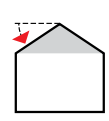
9,2 m²



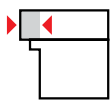
12,5 m²



ca. 18,1 m³



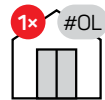
7°



30 cm

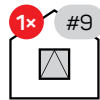


18+18 mm



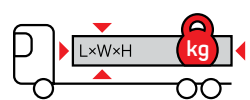
1x #OL

1425×1890 mm



1x #9

915×420 mm



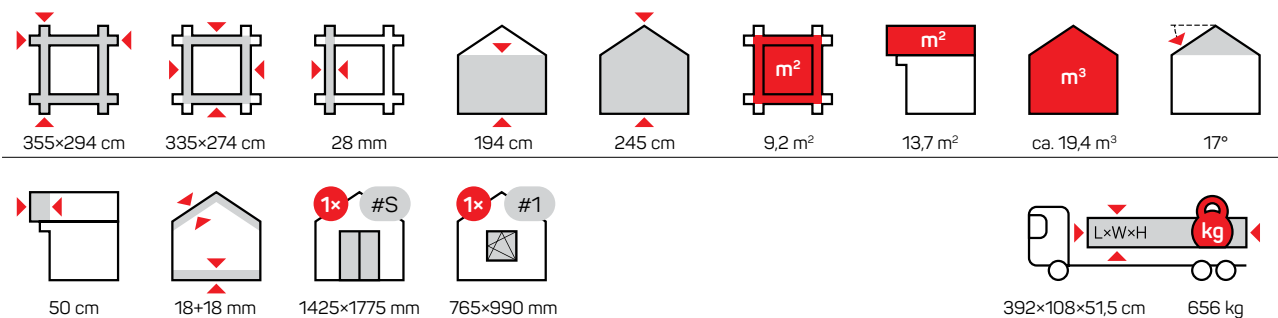
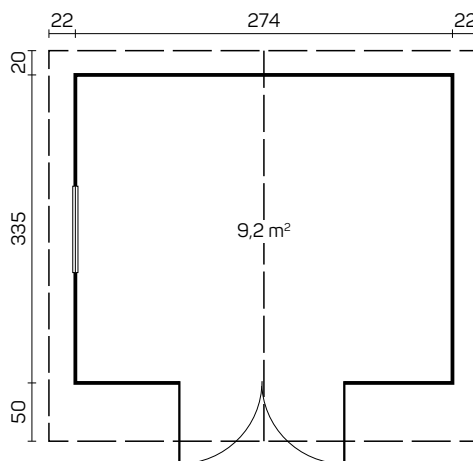
379,5×108×51,5 cm

642 kg



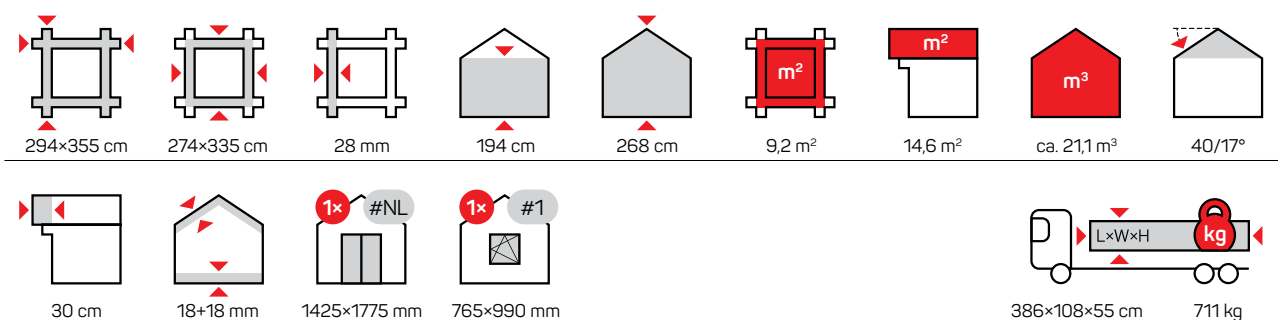
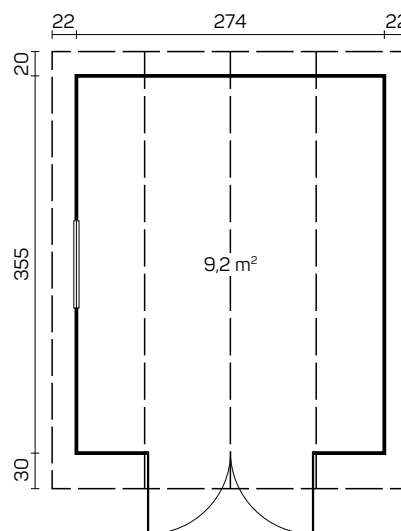
ALABAMA

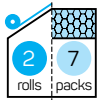
Art 122081



COLORADO

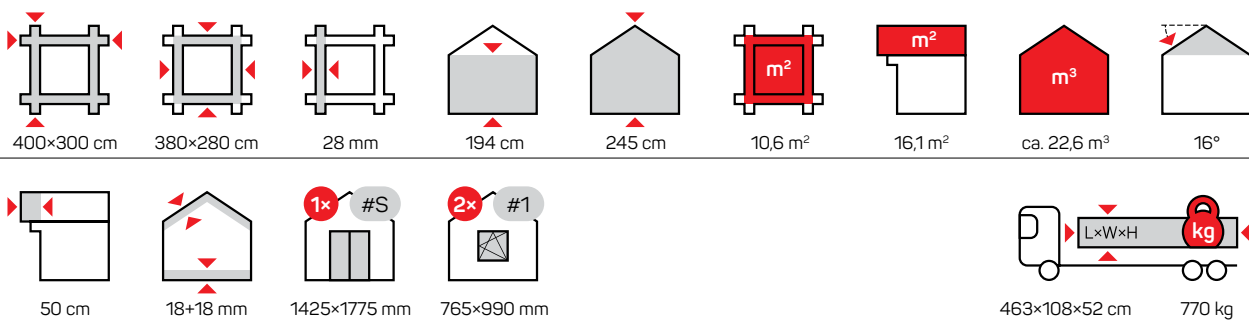
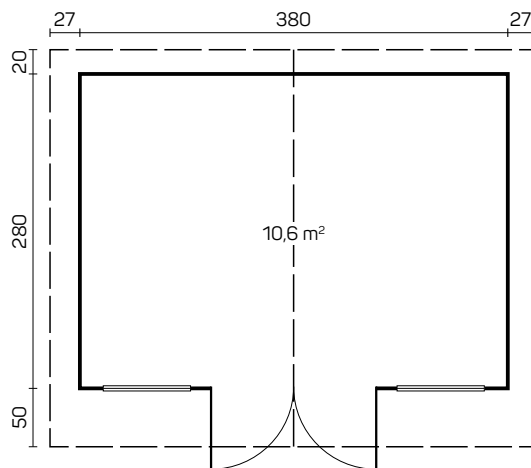
Art 122082





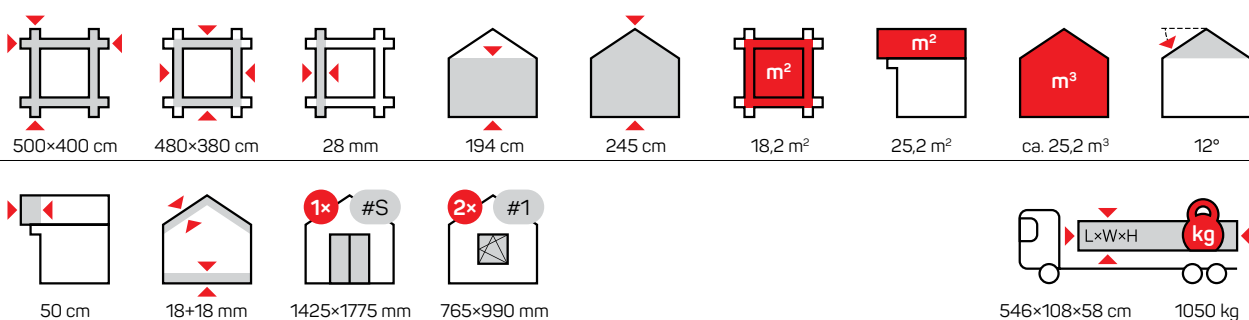
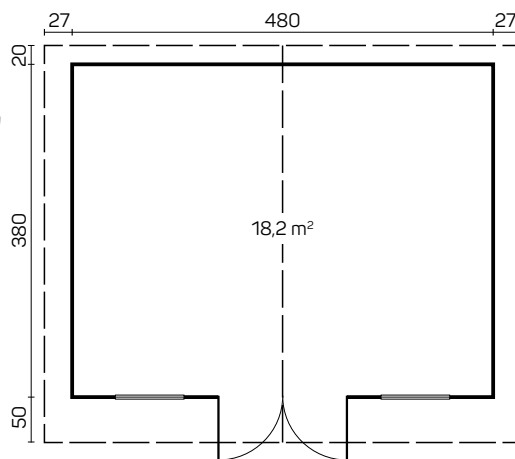
NERVION

Art 122209.2



BIDASOA

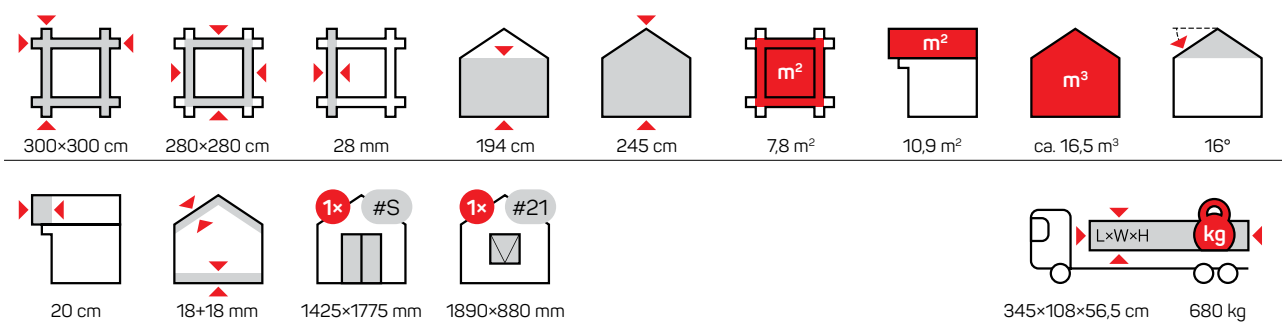
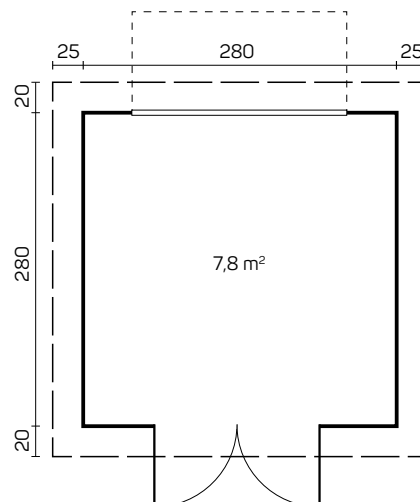
Art 122217





KIOSK

Art 122224.2



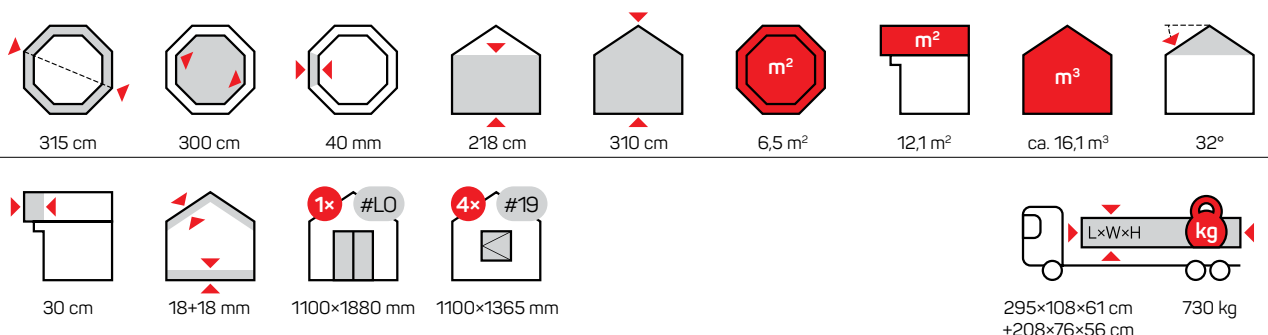
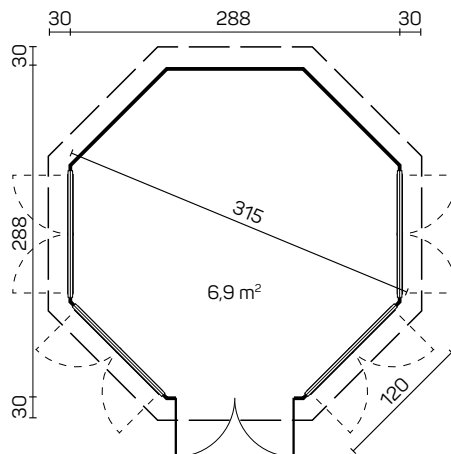
Standard





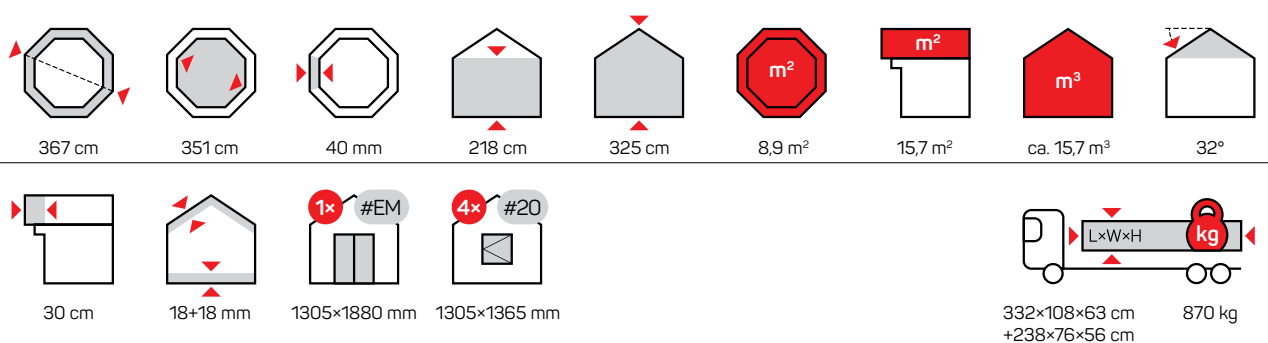
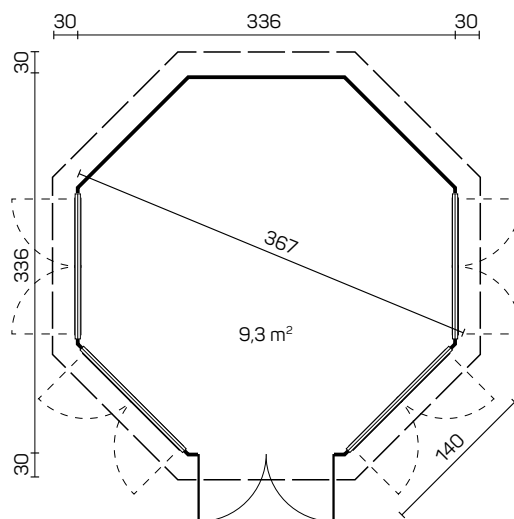
LOUISE 4F

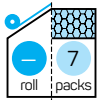
Art 122420



EMMA 4F

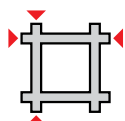
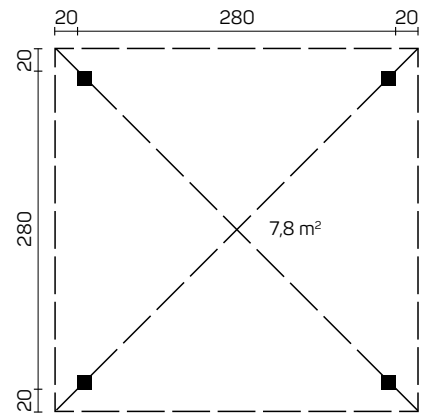
Art 122421



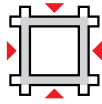


CABRERA

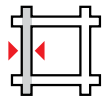
Art 122395



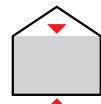
300×300 cm



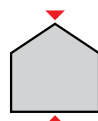
-




40 mm



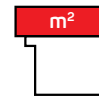
267 cm



329 cm



7,8 m²



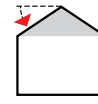
m²

16,1 m²

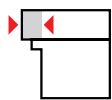


m³

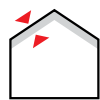
-



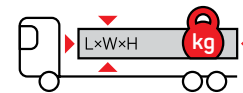
22°



20 cm



18



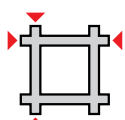
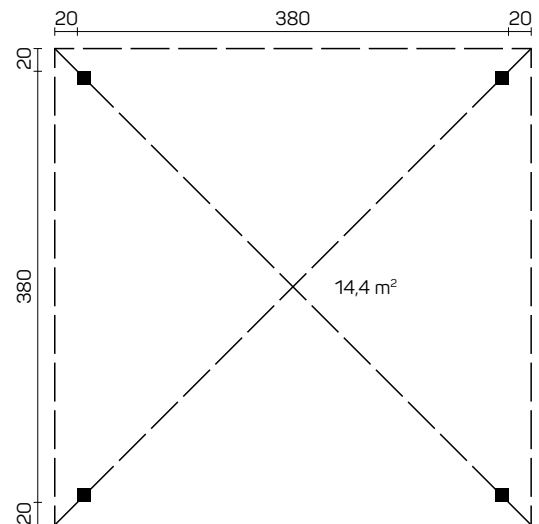
325×108×29 cm

300 kg



LANZAROTE

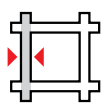
Art 122396



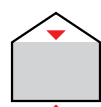
400×400 cm



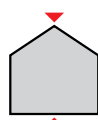
-




40 mm



269 cm

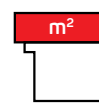


340 cm



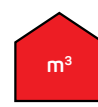
m²

14,4 m²



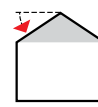
m²

26 m²

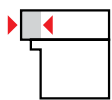


m³

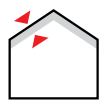
-



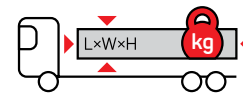
22°



20 cm

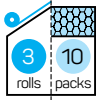


18 mm



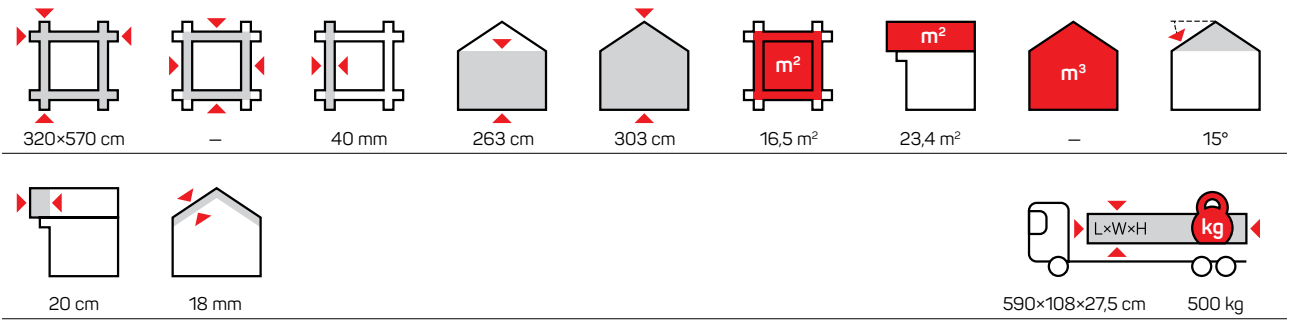
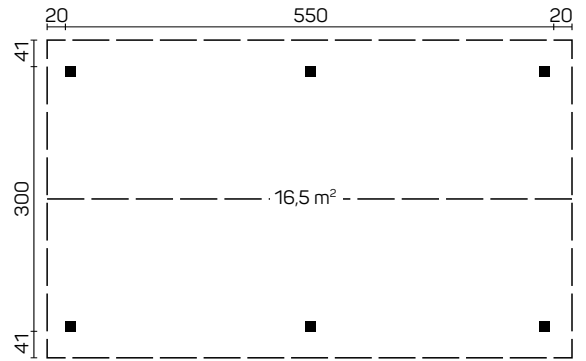
425×108×32 kg

460 kg



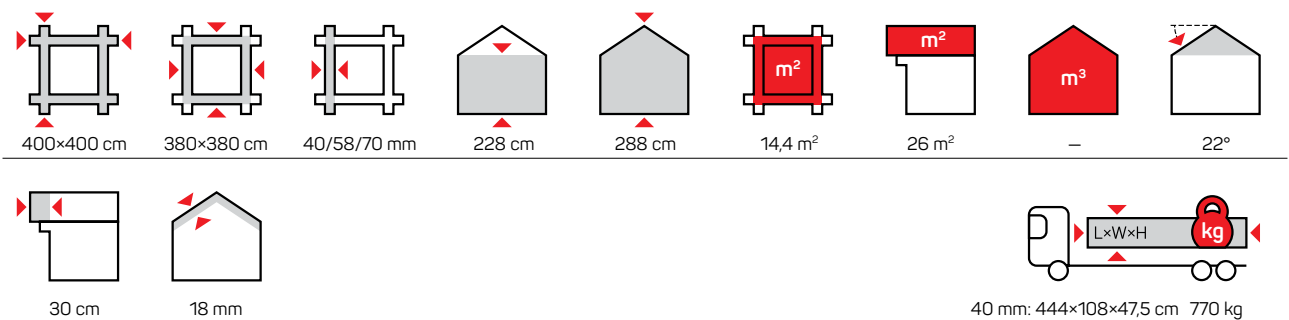
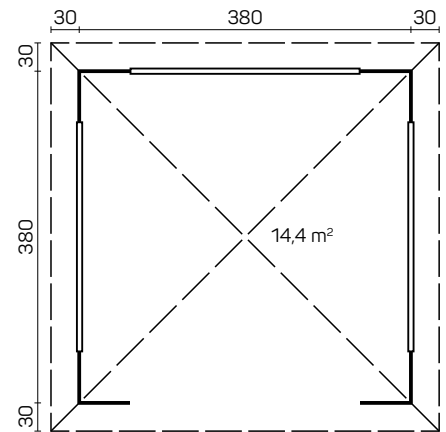
MENORCA

Art 122398



IBIZA

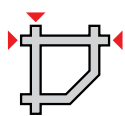
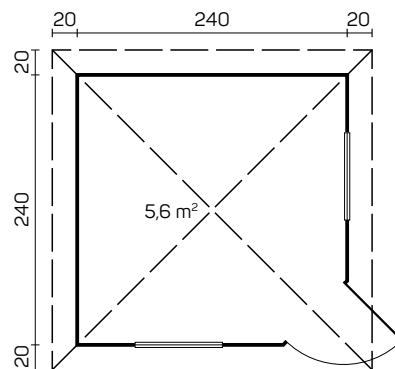
Art 122405/111168/111704





VICTORIA A

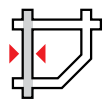
Art 122015



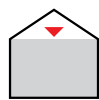
260×260 cm



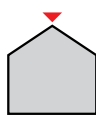
240×240 cm




28 mm



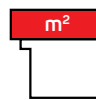
221 cm



257 cm



5,6 m²



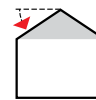
m²

8,6 m²

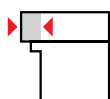


m³

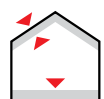
ca. 12,4 m³



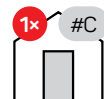
22°



20 cm



18+18 mm



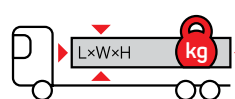
1x #C

840×1900 mm



2x #1

765×990 mm



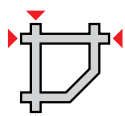
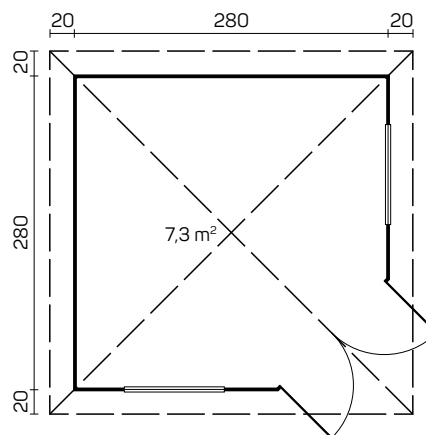
285×108×59,5 cm

636 kg



VICTORIA B

Art 122016/122058



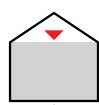
300×300 cm



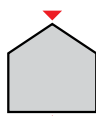
280×280 cm




28/40 mm



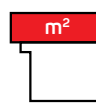
221 cm



283 cm

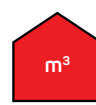


7,3 m²



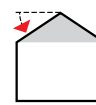
m²

11,2 m²

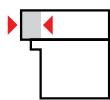


m³

ca. 17,1 m³



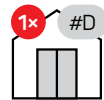
22°



20 cm

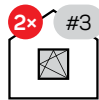


18+18 mm



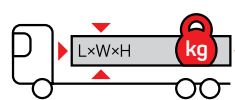
1x #D

1425×1900 mm



2x #3

865×1210 mm



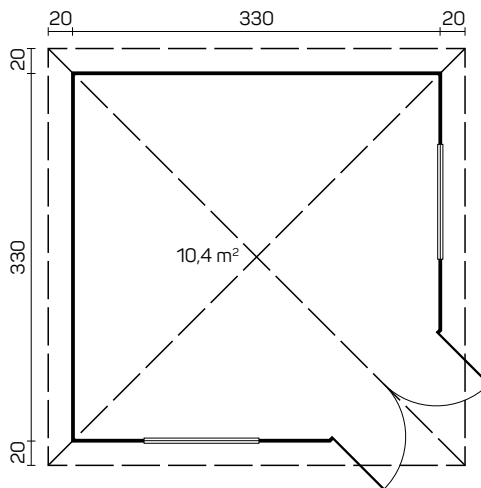
325×108×61/69 cm

725/798 kg

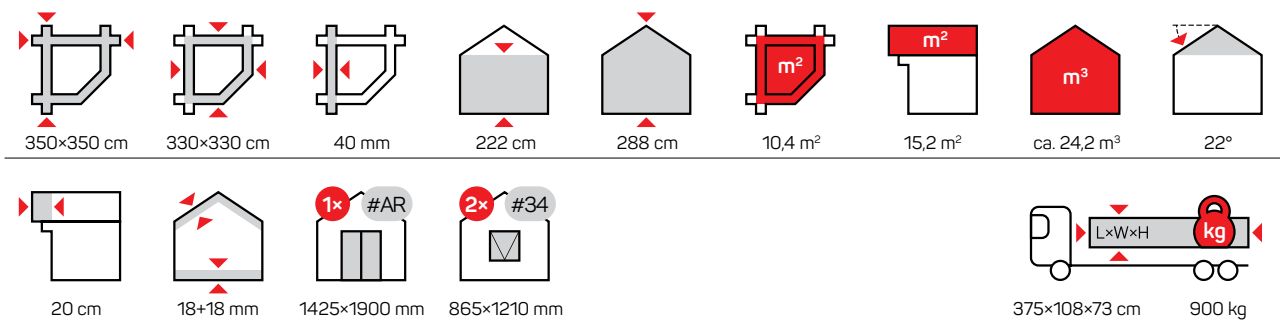


ARUBA

Art 122036

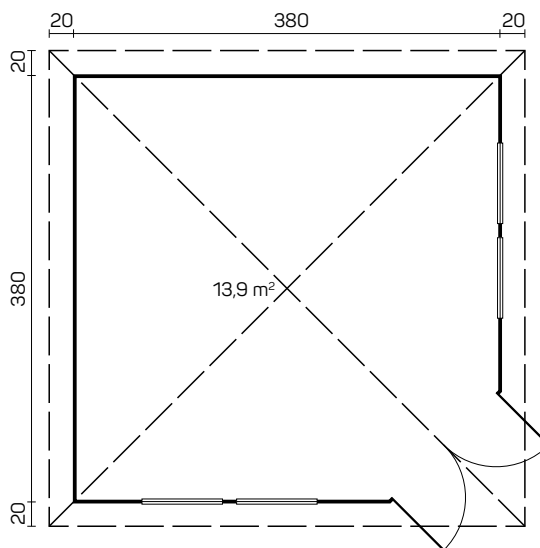


Standard

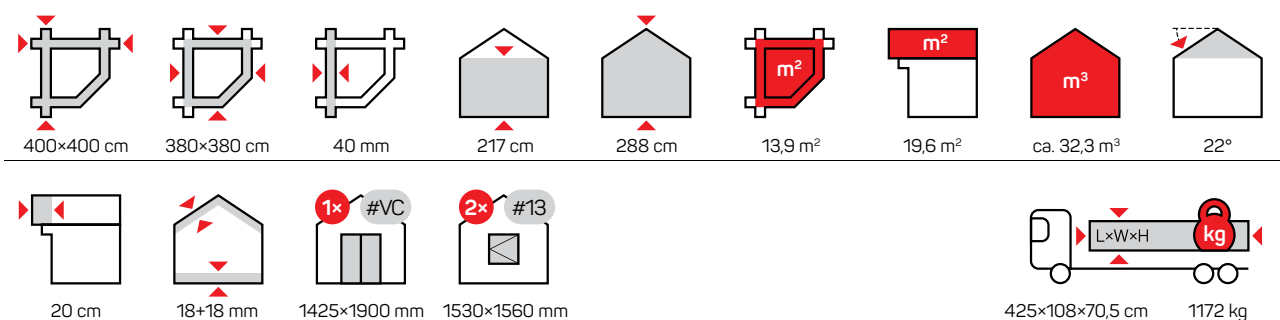


VICTORIA C

Art 122413



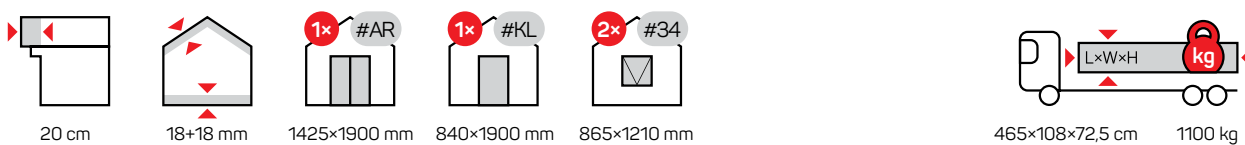
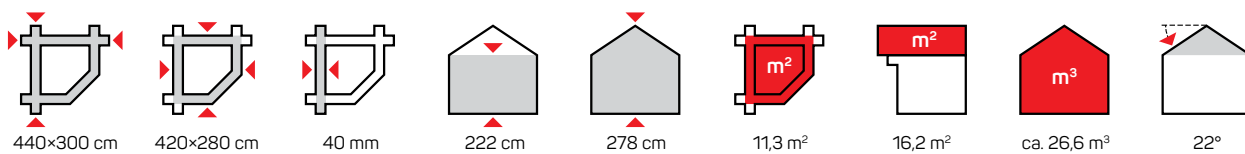
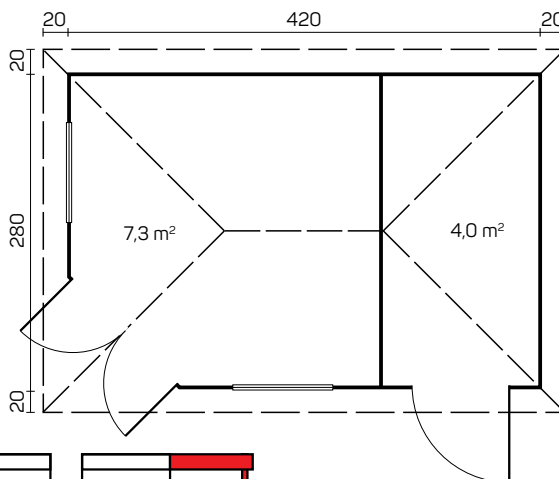
Standard +





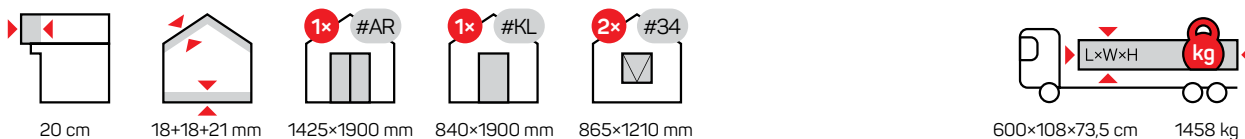
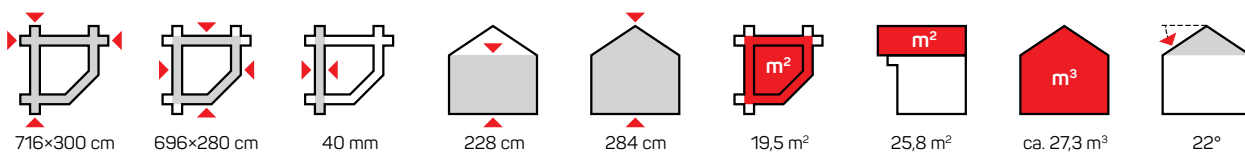
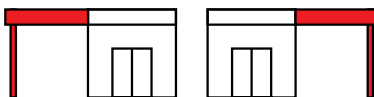
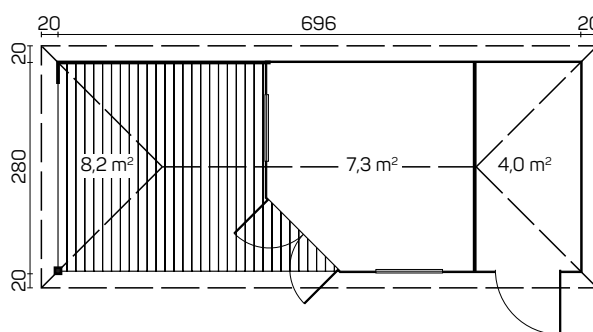
ROMA

Art 122037



MONACO

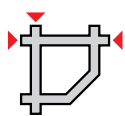
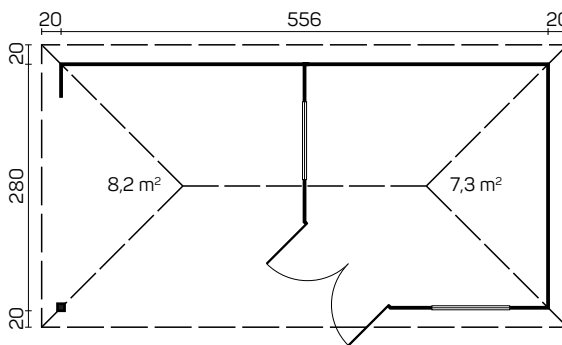
Art 122041





CATANIA

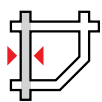
Art 122038



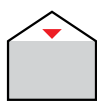
576×300 cm



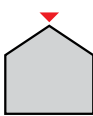
556×280 cm




40 mm



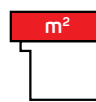
228 cm



284 cm



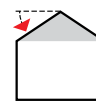
15,5 m²



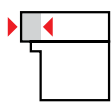
25,6 m²



ca. 18,0 m³



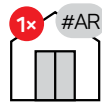
22°



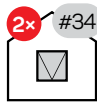
20 cm



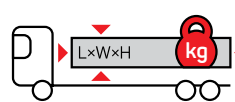
18+18 mm



1x #AR



2x #34



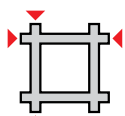
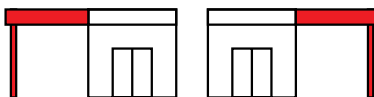
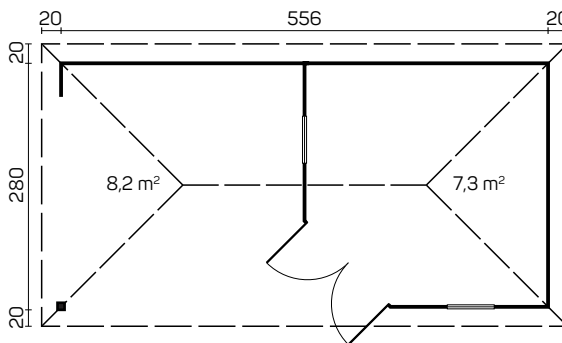
600×108×54,5 cm

1100 kg

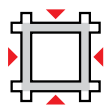


VENEZIA

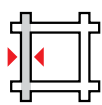
Art 122039



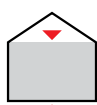
576×300 cm



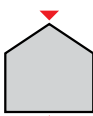
556×280 cm




40 mm



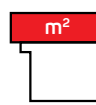
228 cm



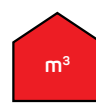
284 cm



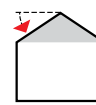
15,5 m²



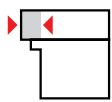
25,6 m²



ca. 18 m³



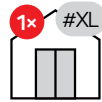
22°



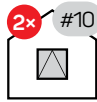
20 cm



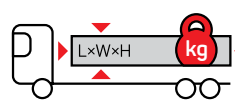
18+18 mm



1x #XL

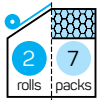


2x #10



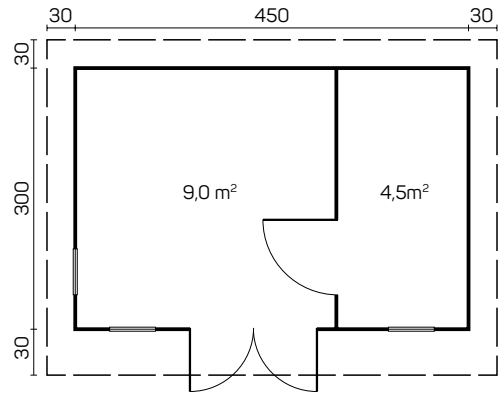
600×108×48 cm

1100 kg

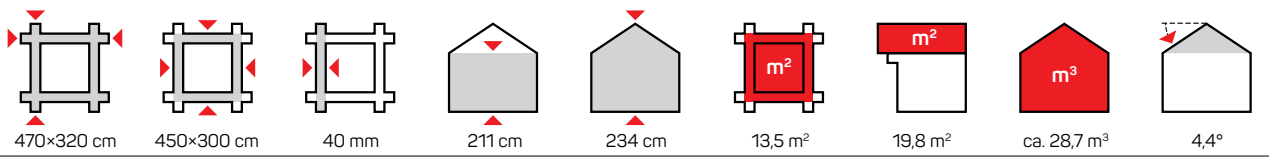


OREGON

Art 122108

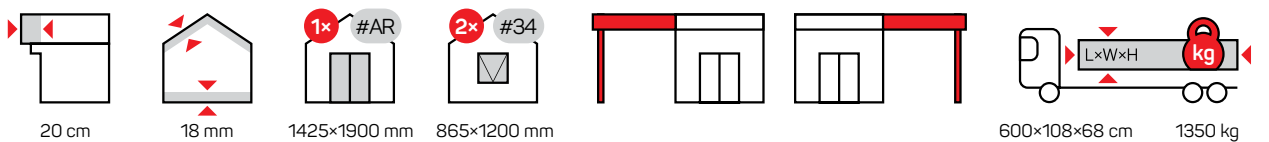
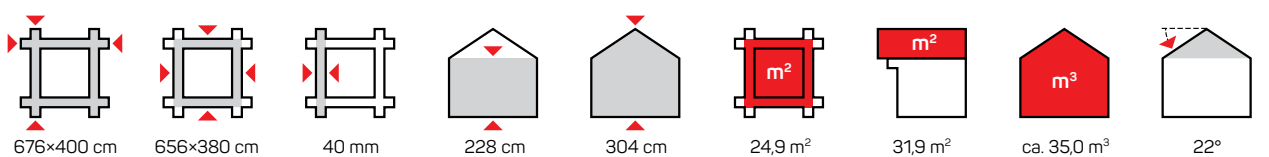
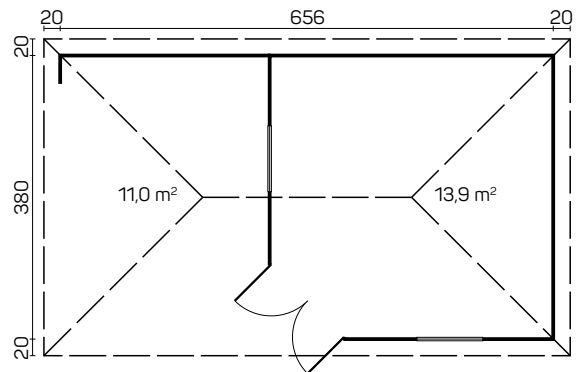


Standard +



SICILIA

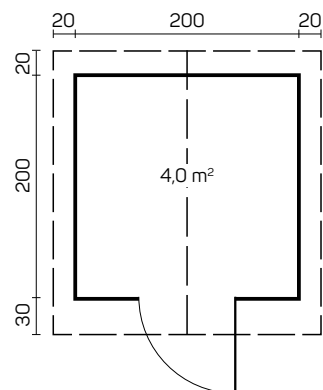
Art 122109



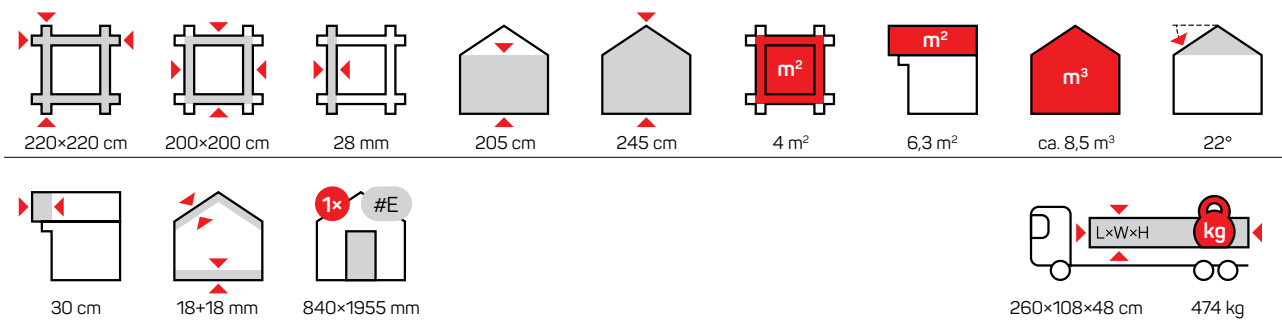


TIINA A

Art 122098.2

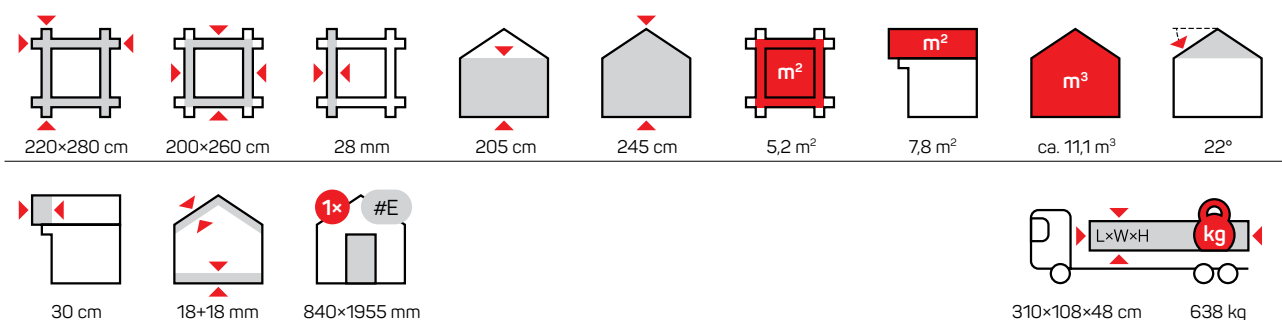
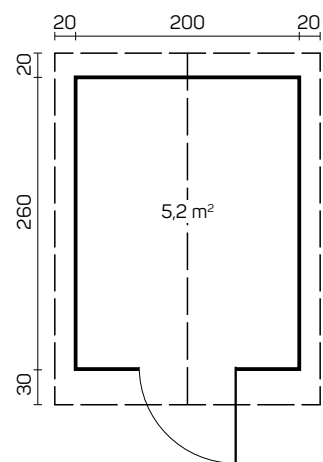


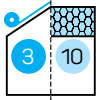
Standard



TIINA B

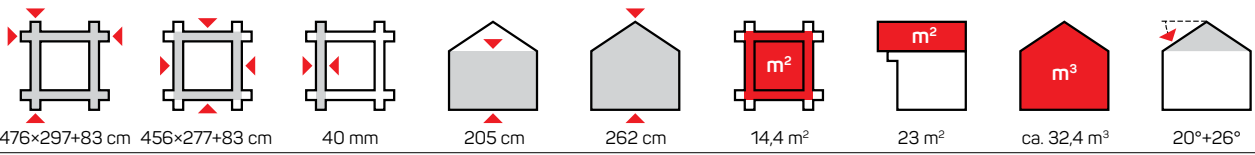
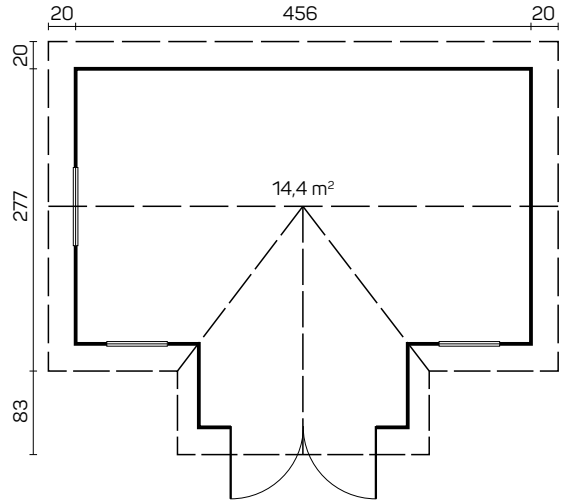
Art 122099.2



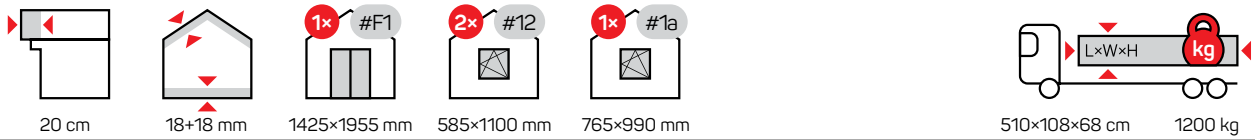


JUCAR

Art 122416



476×297+83 cm 456×277+83 cm 40 mm 205 cm 262 cm 14,4 m² 23 m² ca. 32,4 m³ 20°+26°

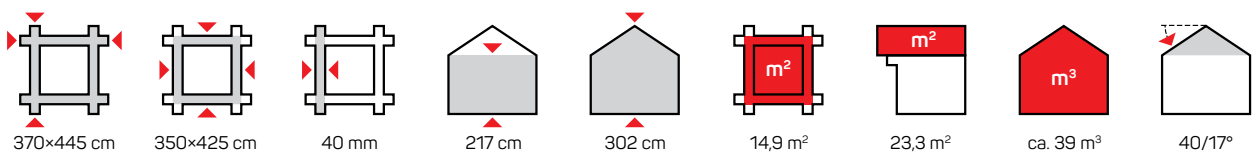
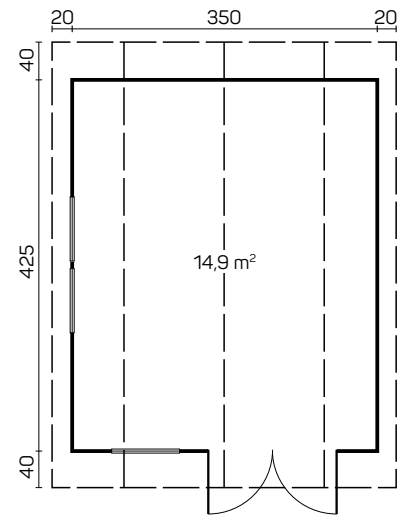


20 cm 18+18 mm 1425×1955 mm 585×1100 mm 765×990 mm 510×108×68 cm 1200 kg

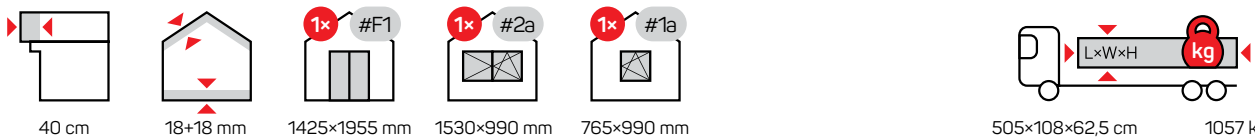


KANSAS

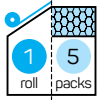
Art 122096



370×445 cm 350×425 cm 40 mm 217 cm 302 cm 14,9 m² 23,3 m² ca. 39 m³ 40/17°

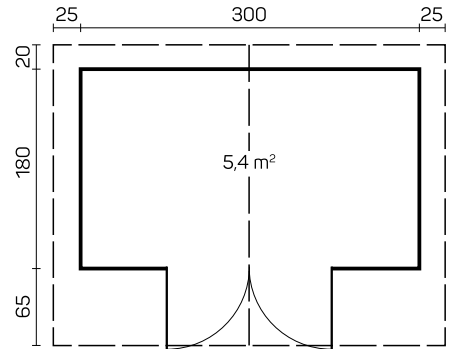


40 cm 18+18 mm 1425×1955 mm 1530×990 mm 765×990 mm 505×108×62,5 cm 1057 kg

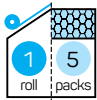
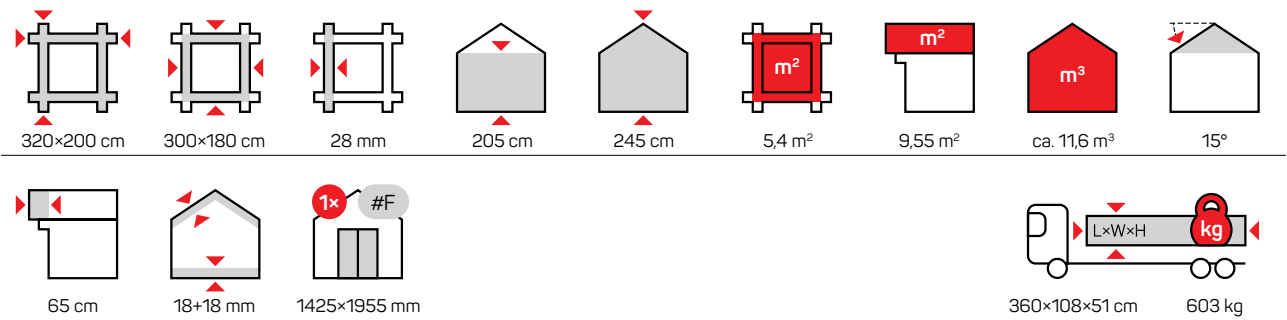


KELLY A

Art 122001.2

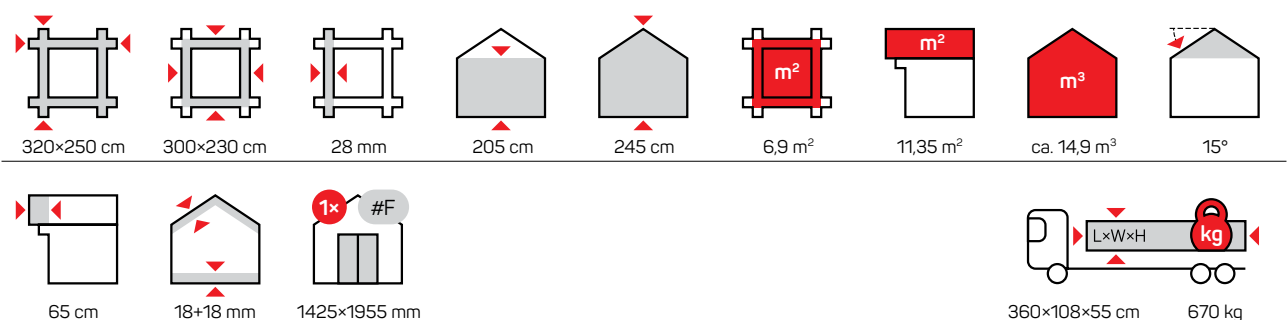
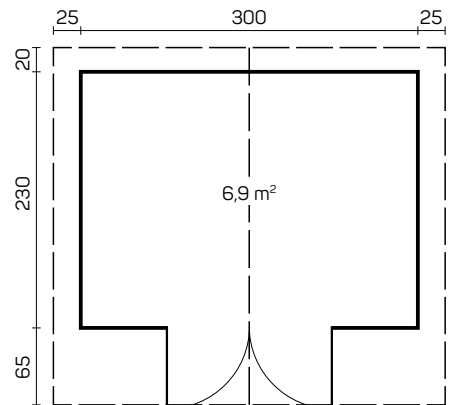


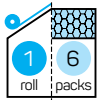
Standard



KELLY B

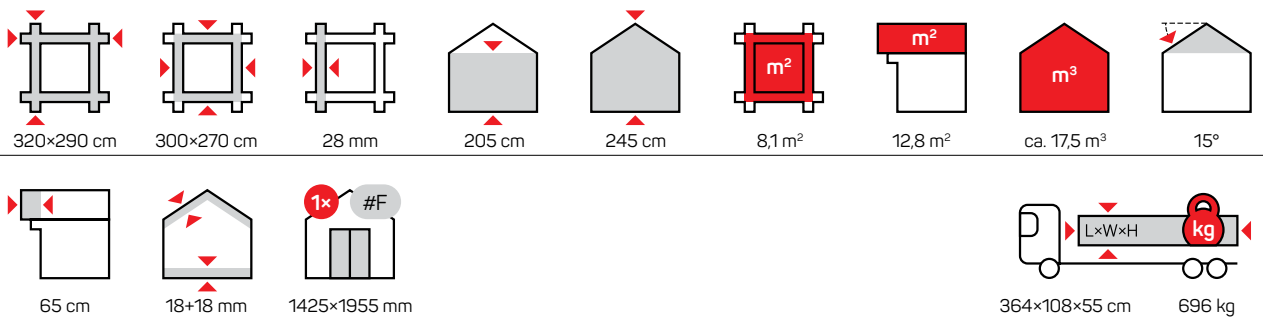
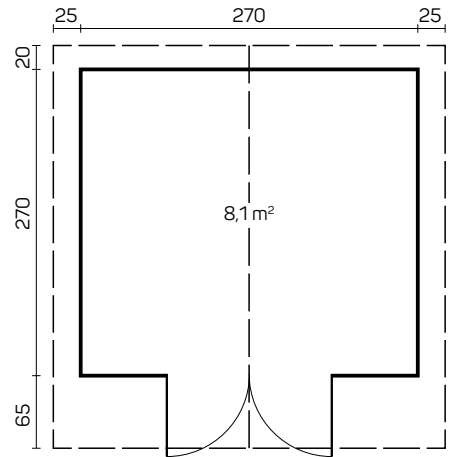
Art 122002.2





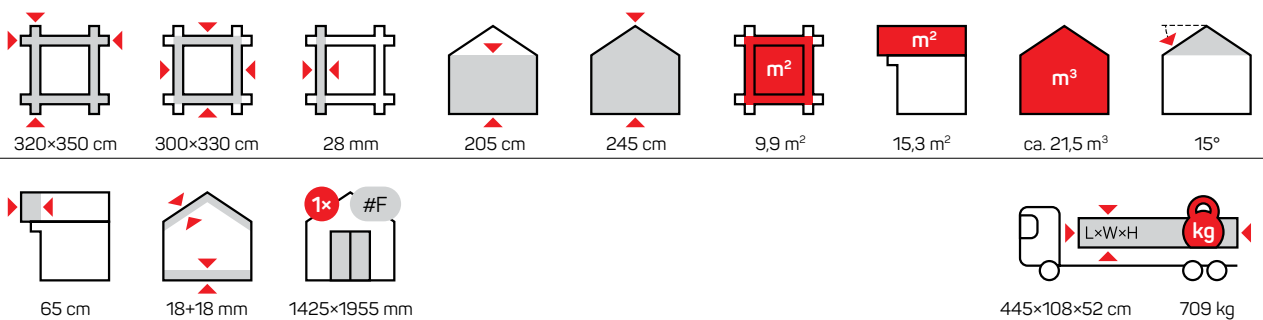
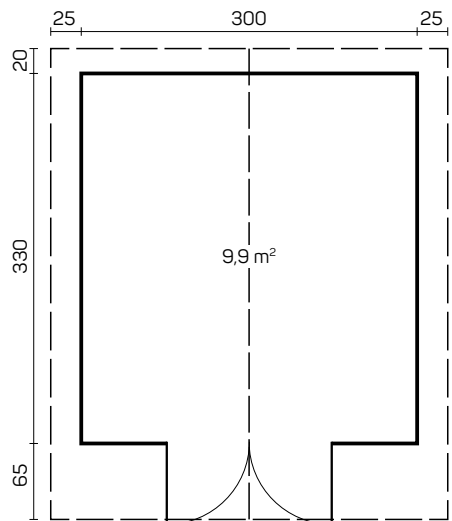
KELLY C

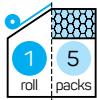
Art 122003.2



KELLY D

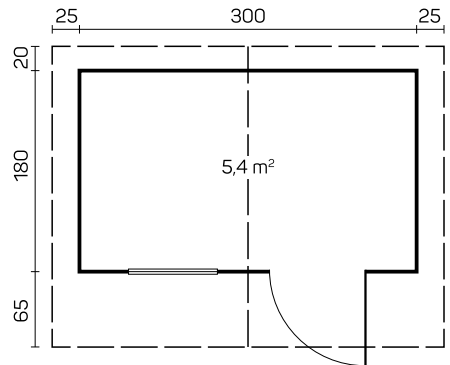
Art 122078



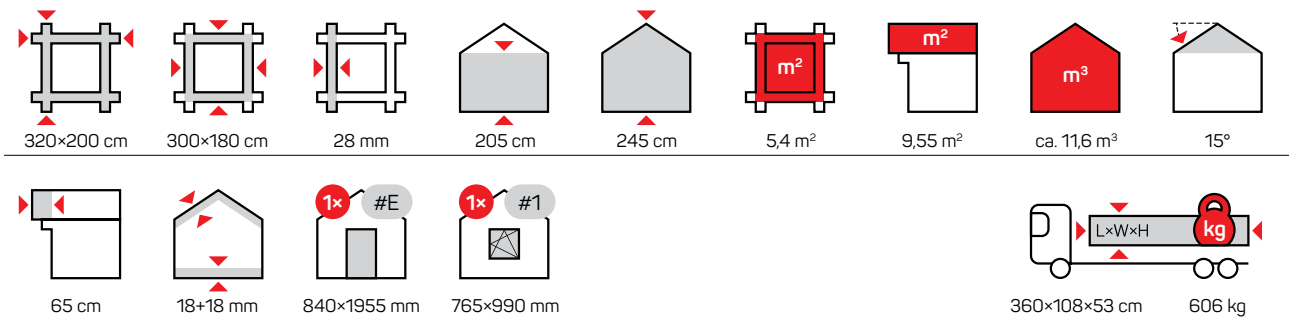


MONIKA A

Art 122011.2

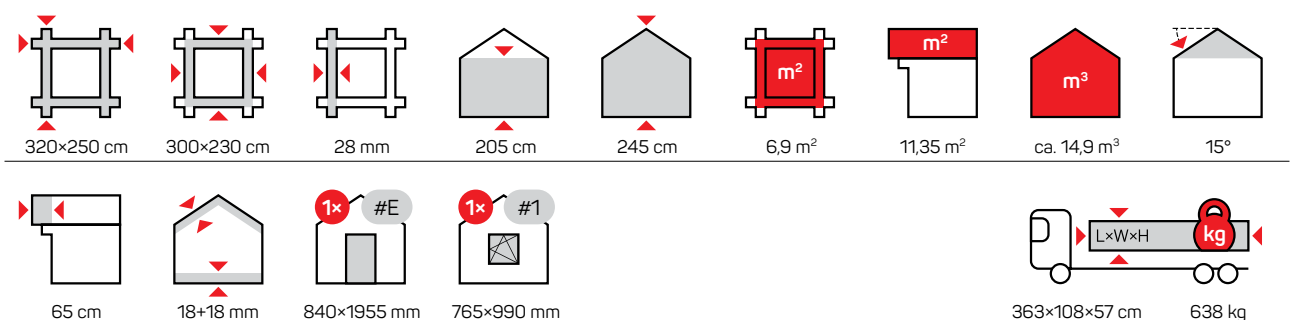
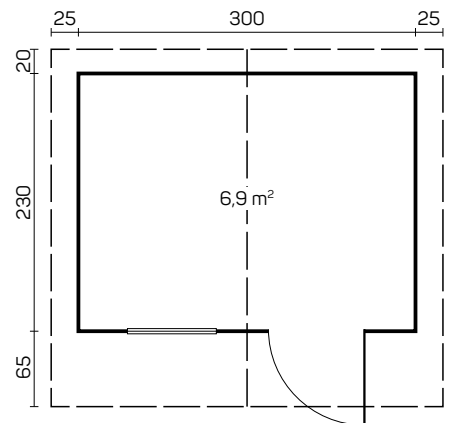


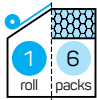
Standard



MONIKA B

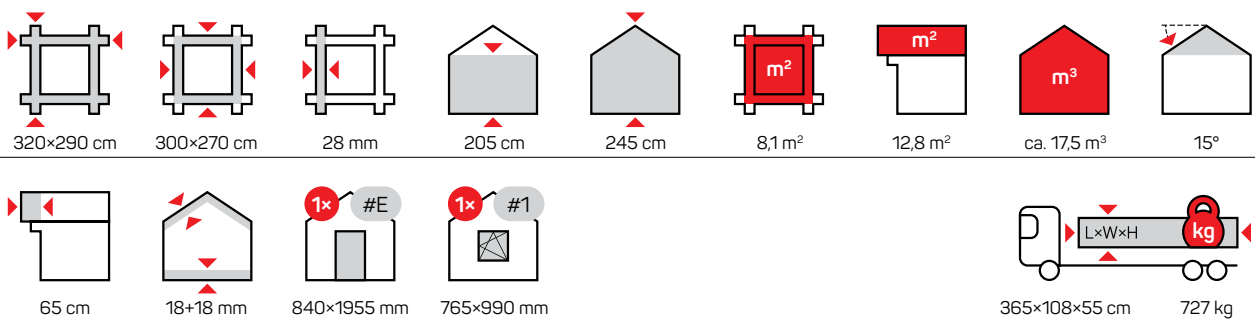
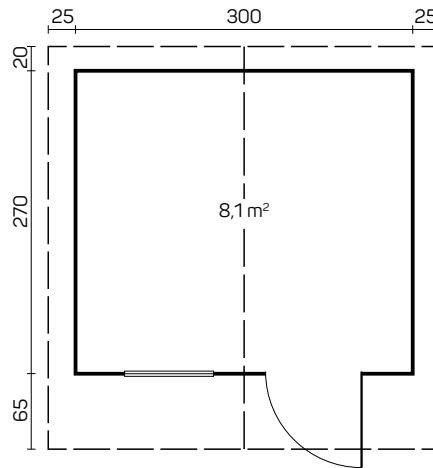
Art 122012.2





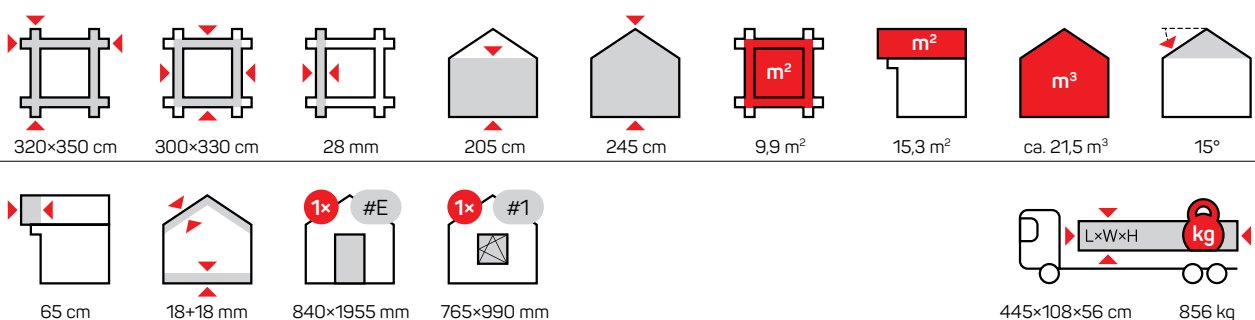
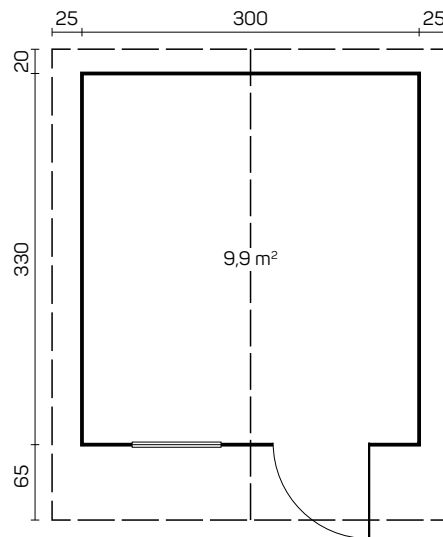
MONIKA C

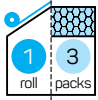
Art 122013.2



MONIKA D

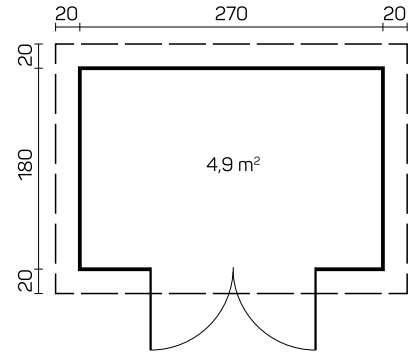
Art 122079



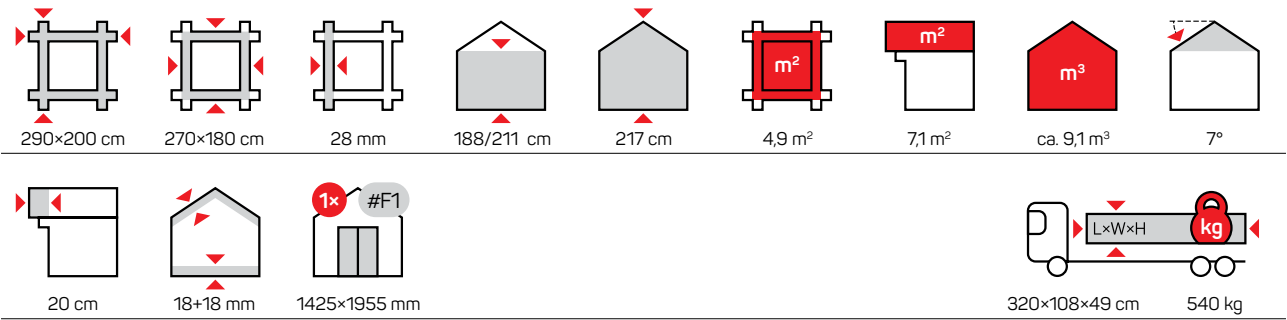


GLORIA A

Art 122005.2

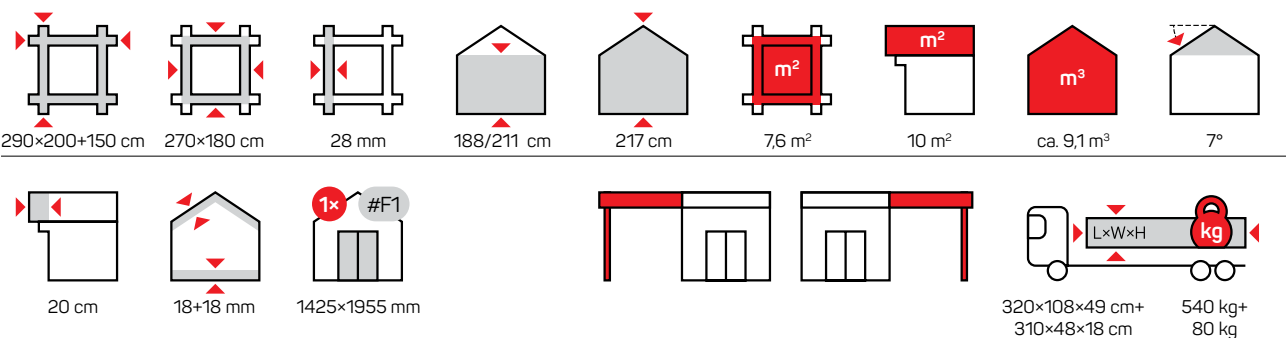
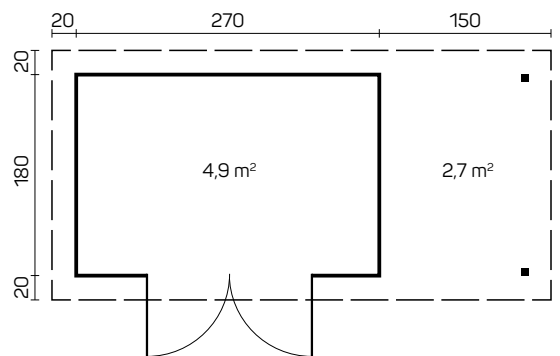


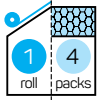
Standard



GLORIA A-SD150

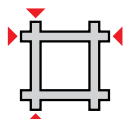
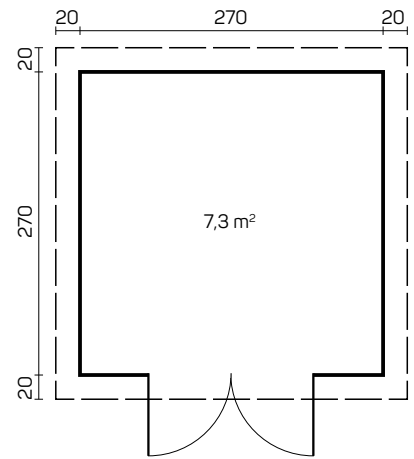
Art 122005.2-SD150





GLORIA D

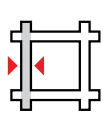
Art 122023.2



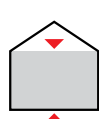
290x290 cm



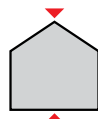
270x270 cm




28 mm



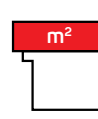
188/211 cm



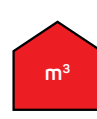
217 cm



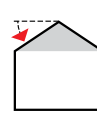
7,3 m²



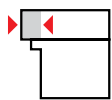
9,9 m²



ca. 13,9 m³



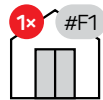
5°



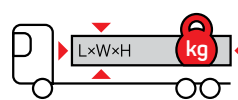
20 cm



18+18 mm



1425x1955 mm



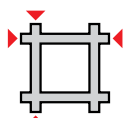
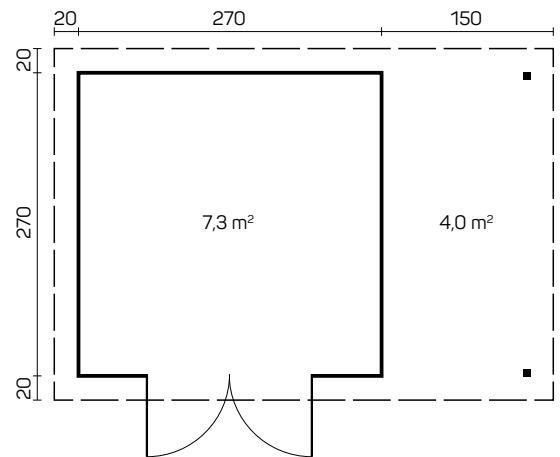
312x108x52 cm

565 kg



GLORIA D-SD150

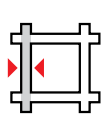
Art 122023.2-SD150



290x290+150 cm



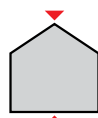
270x270 cm




28 mm



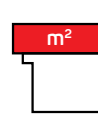
188/211 cm



217 cm



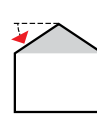
11,3 m²



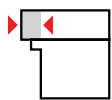
14 m²



ca. 13,9 m³



5°



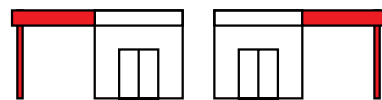
20 cm



18+18 mm



1425x1955 mm



312x108x52 cm+

310x48x18 cm

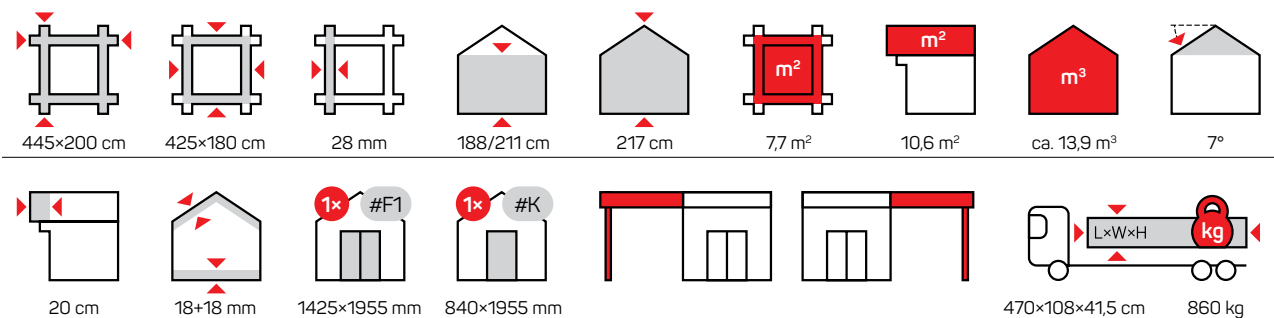
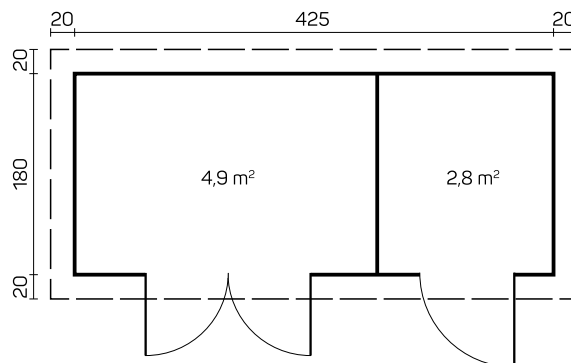
565 kg+

80 kg



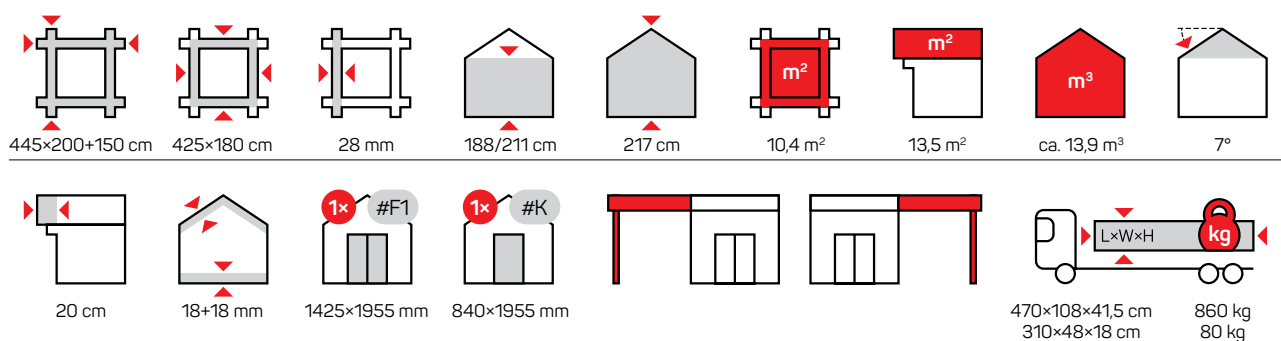
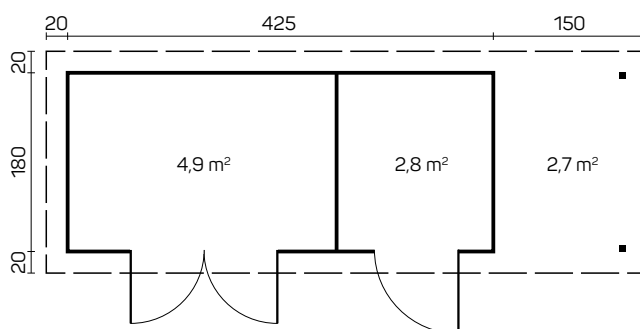
GLORIA F

Art 122034.2



GLORIA F-SD150

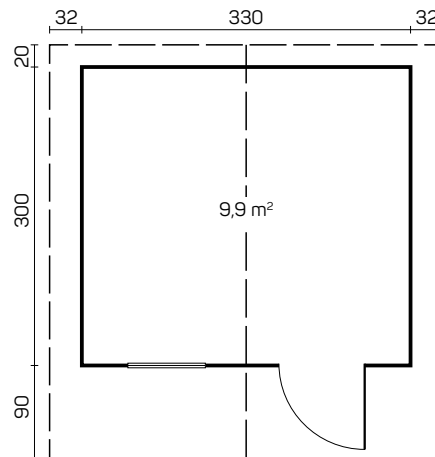
Art 122034.2-SD150



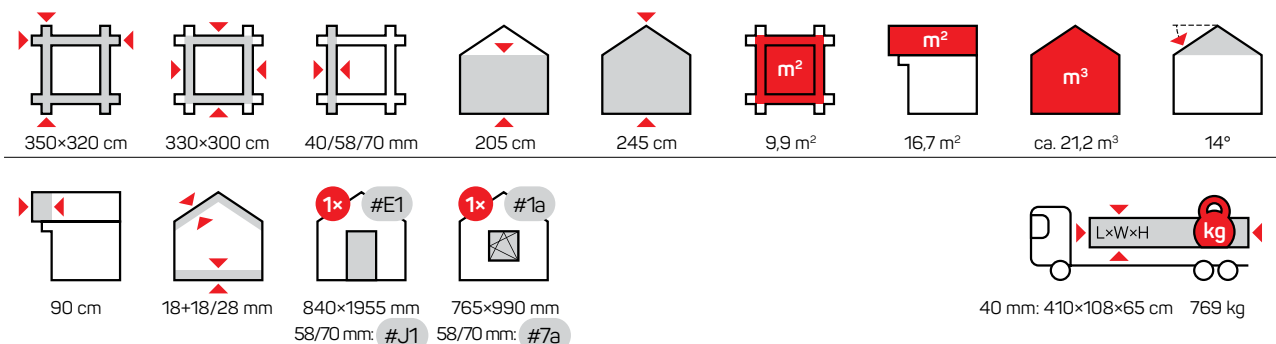


LUGO

Art 122104



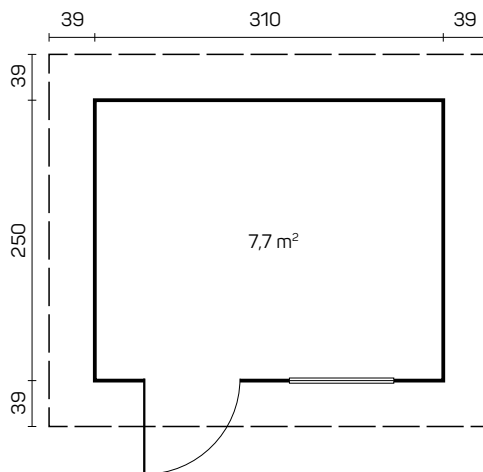
58/70 mm
Premium



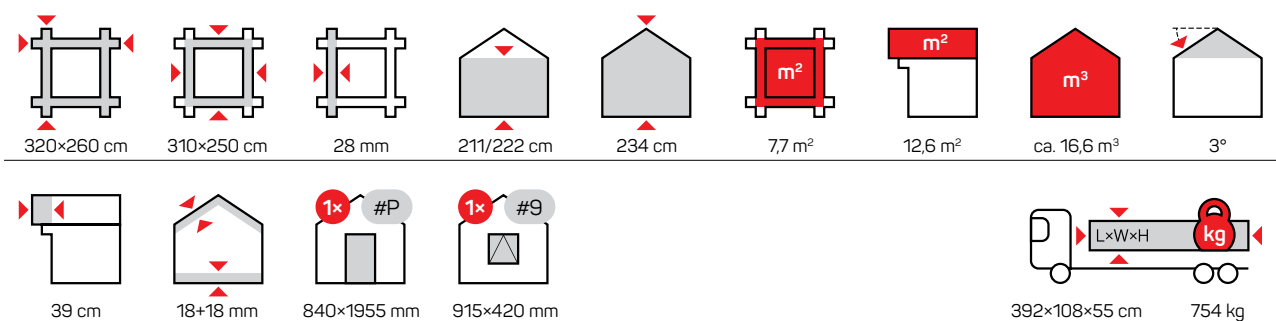


ORIENTAL 1

Art 122201.2

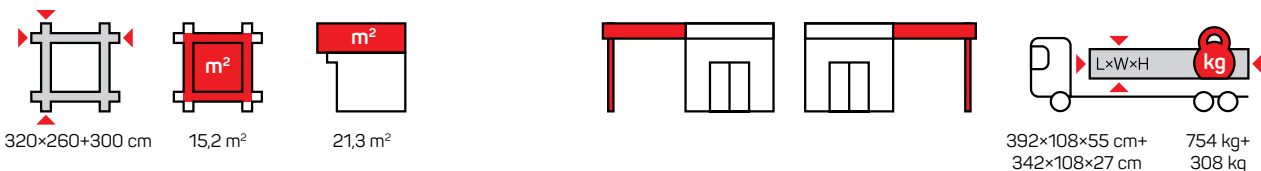
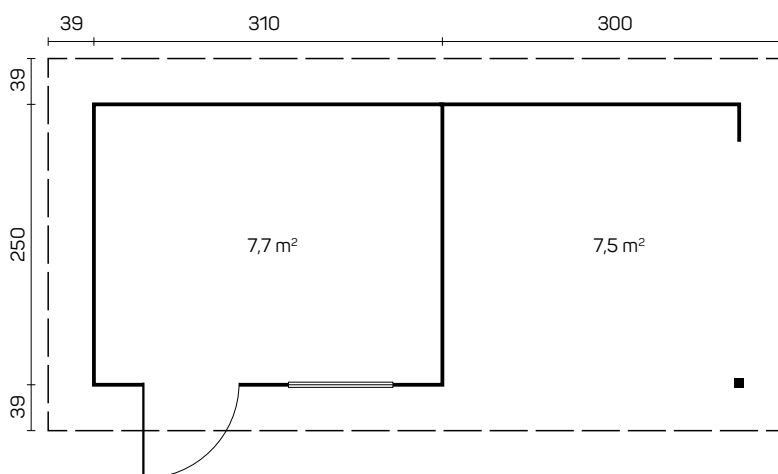


Standard



ORIENTAL 1-SD 300

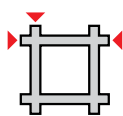
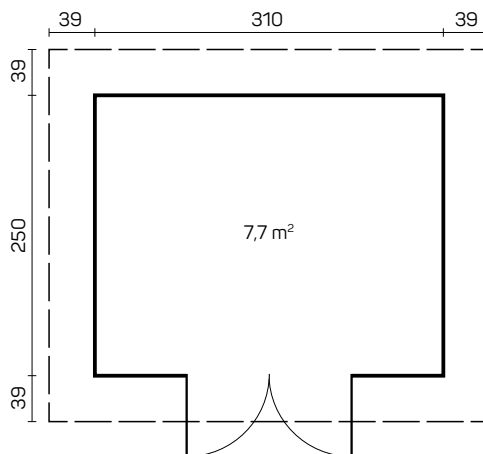
Art 122201.2+122_211SD.2.28



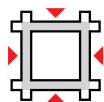


ORIENTAL 2

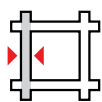
Art 122202.2



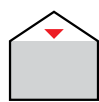
320x260 cm



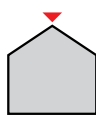
310x250 cm




28 mm



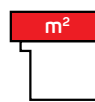
211/222 cm



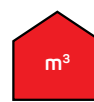
234 cm



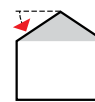
7,7 m²



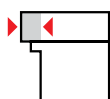
12,6 m²



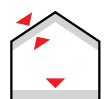
ca. 16,6 m³



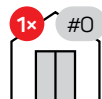
3°



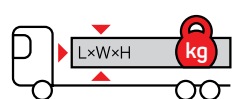
39 cm



18+18 mm



1425x1955 mm



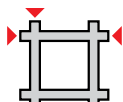
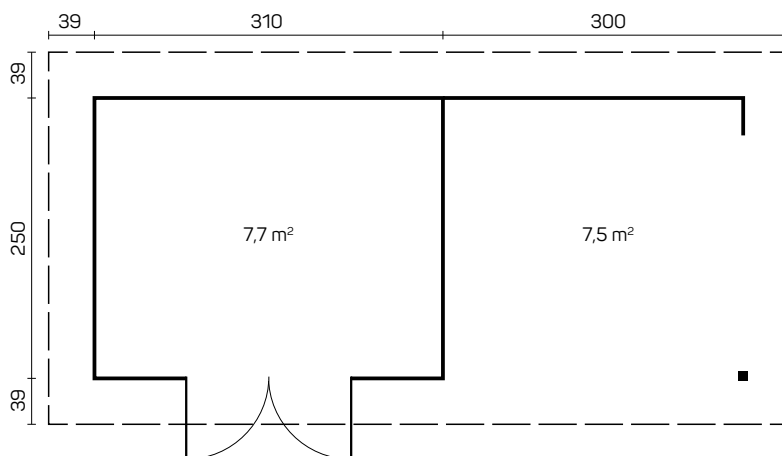
392x108x52 cm

754 kg




ORIENTAL 2-SD 300

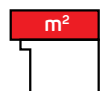
Art 122202.2+122_211SD.2.28



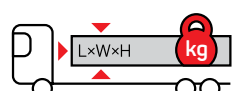
320x260+300 cm



15,2 m²



21,3 m²



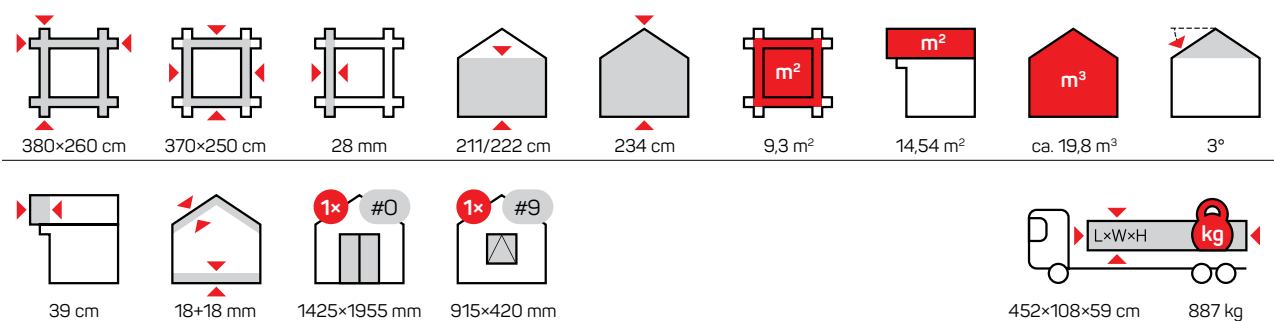
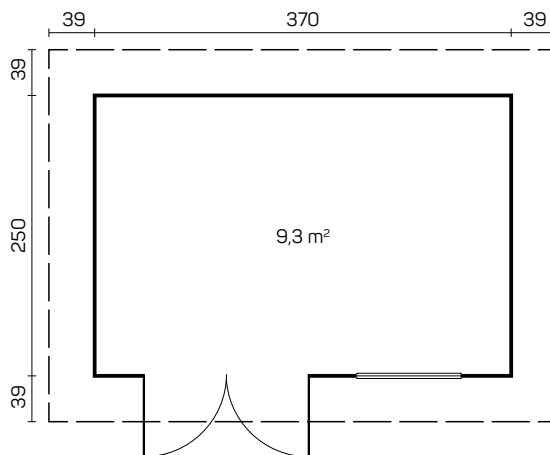
392x108x52 cm+
342x108x27 cm

754 kg+
308 kg



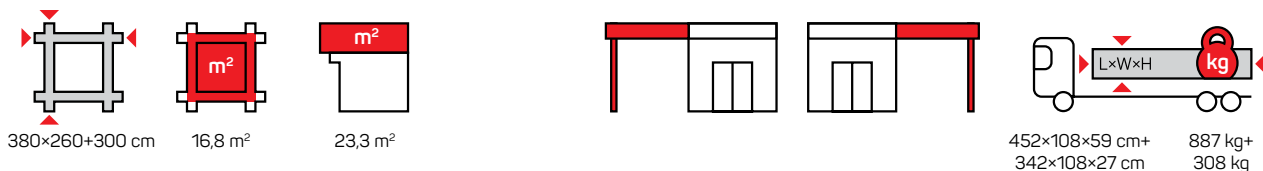
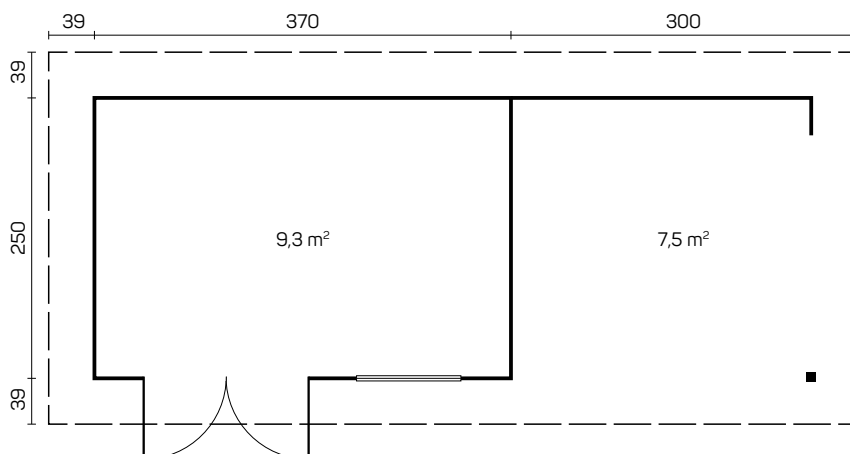
ORIENTAL 3

Art 122203.2



ORIENTAL 3-SD 300

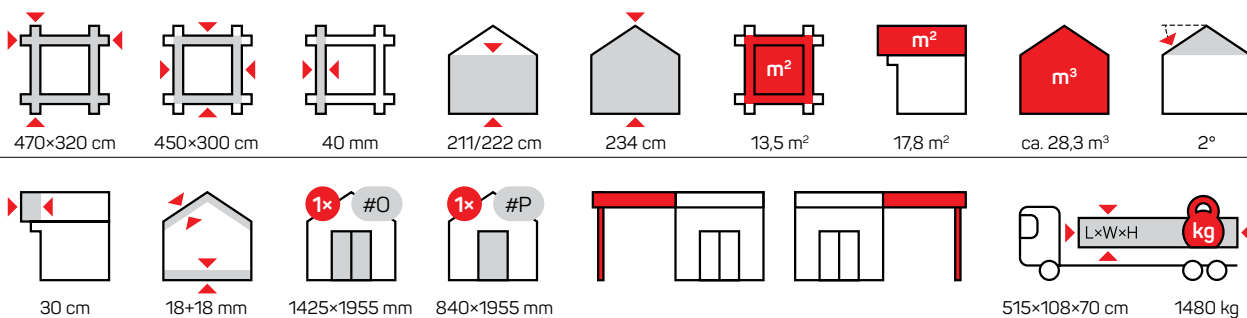
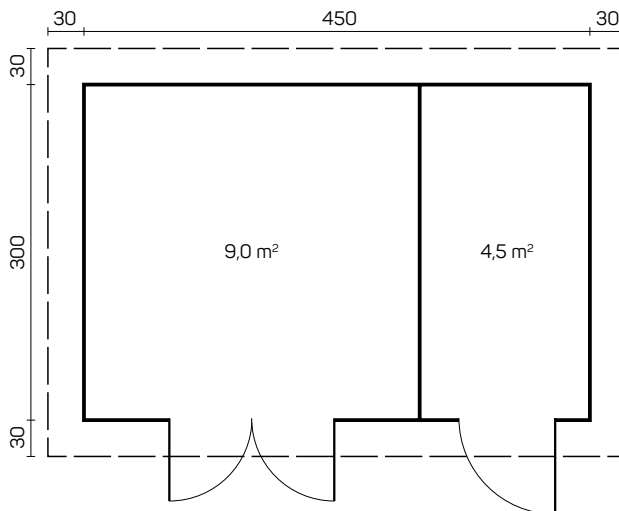
Art 122203.22+122_211SD.2.28





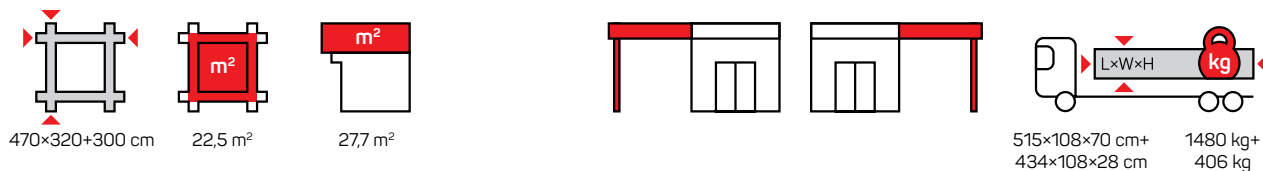
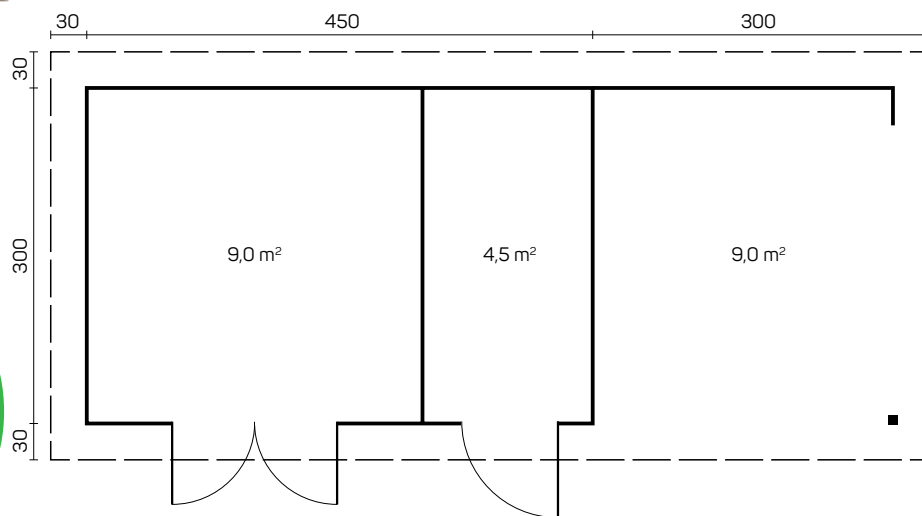
ORIENTAL 4

Art 122205.2



ORIENTAL 4-SD 300

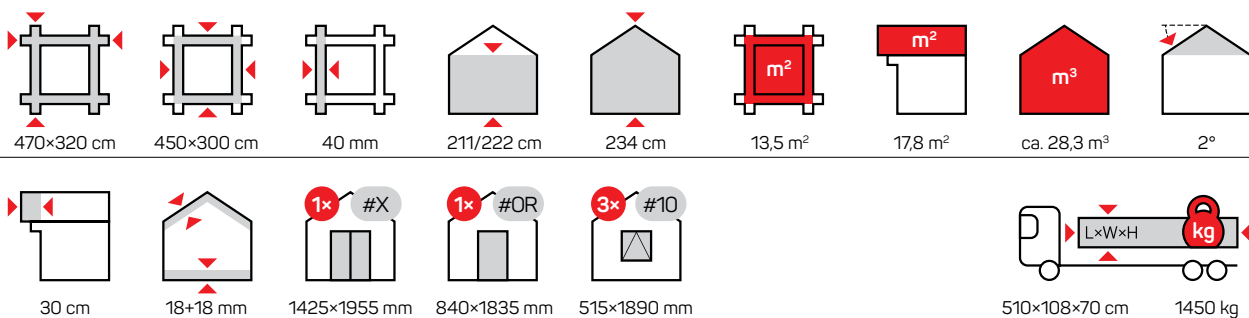
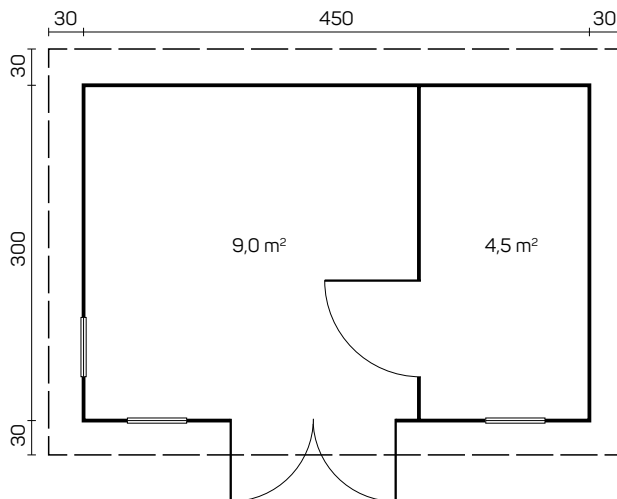
Art 122205.2+122_211SD.2.28





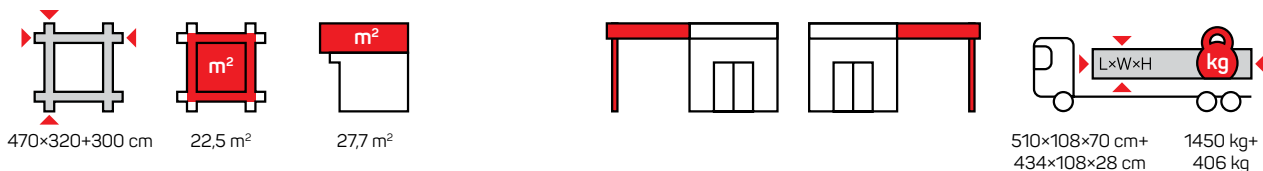
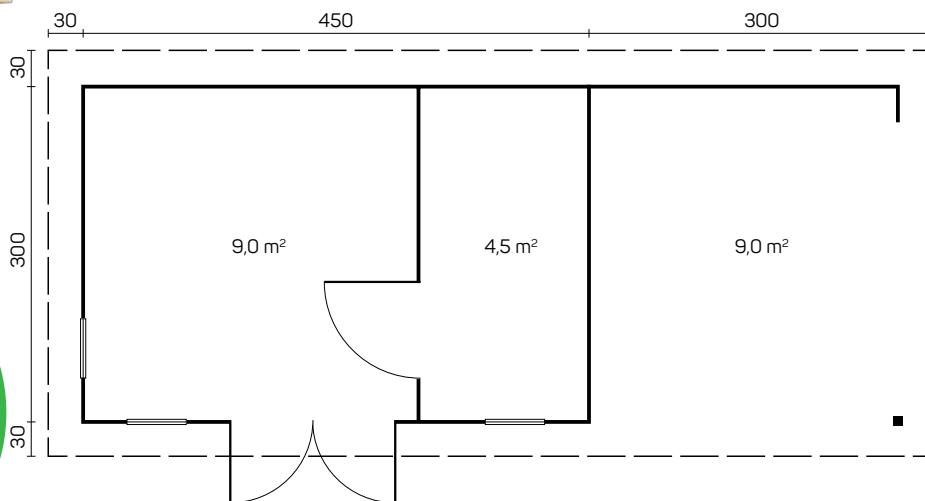
ORIENTAL 5

Art 122200.2



ORIENTAL 5-SD 300

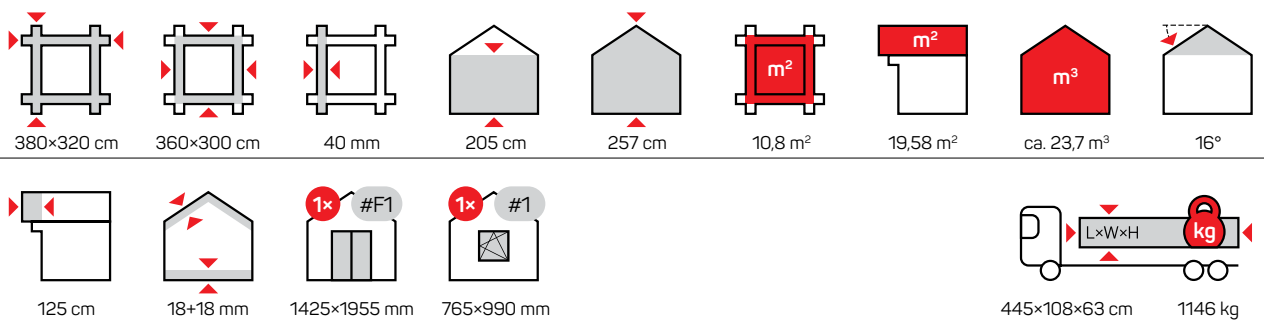
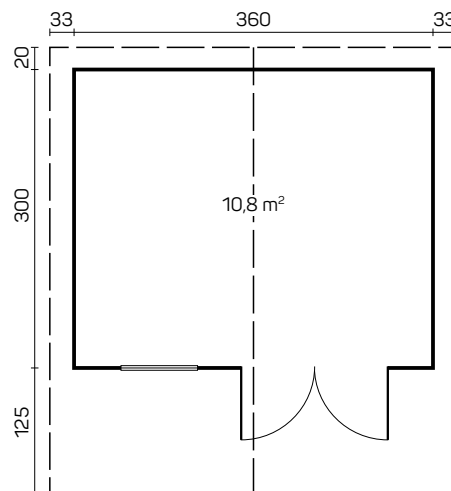
Art 122200.2+122_211SD.2.28





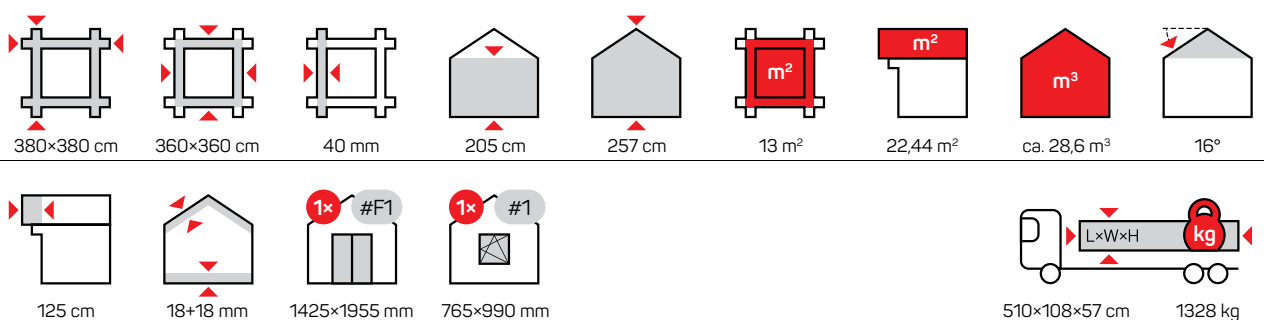
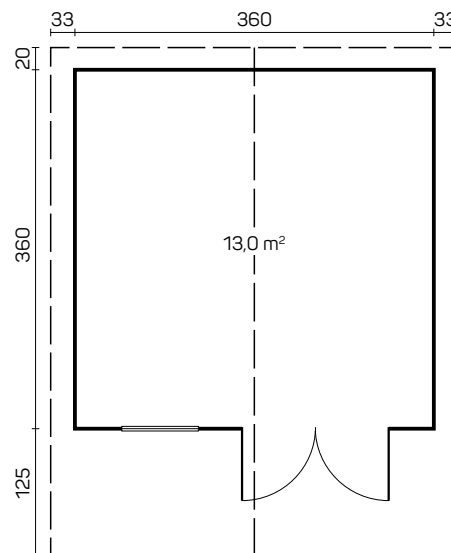
MARI A

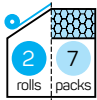
Art 122045.2



MARI B

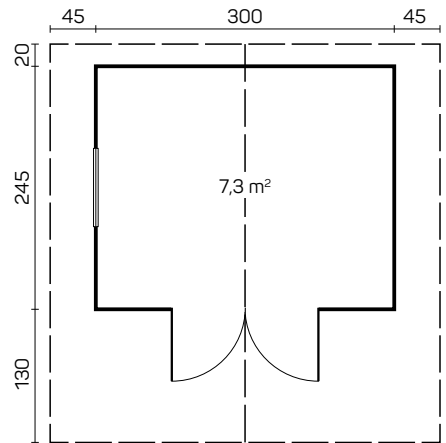
Art 122046.2



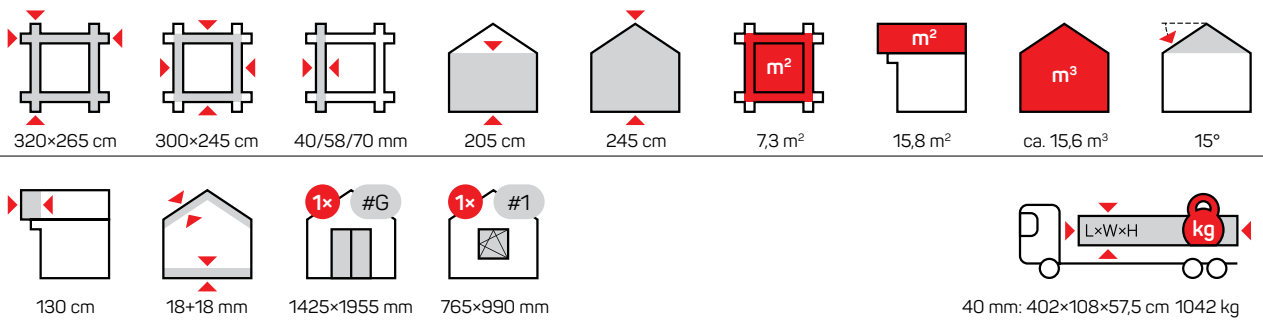


SANDRA A

Art 122052.2

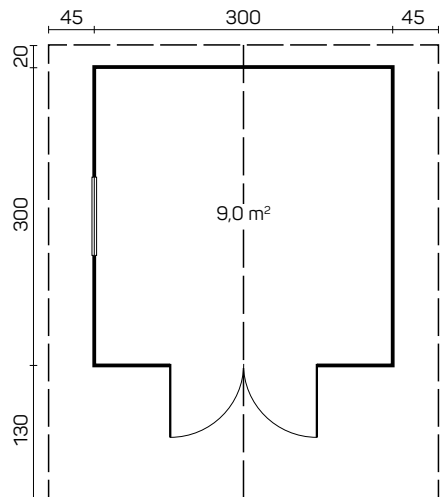


58/70 mm Premium

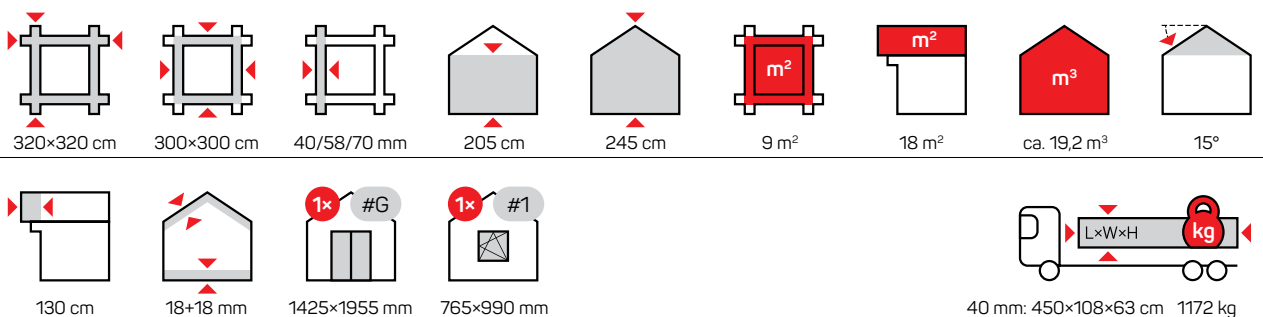


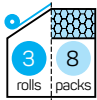
SANDRA B

Art 122053.2



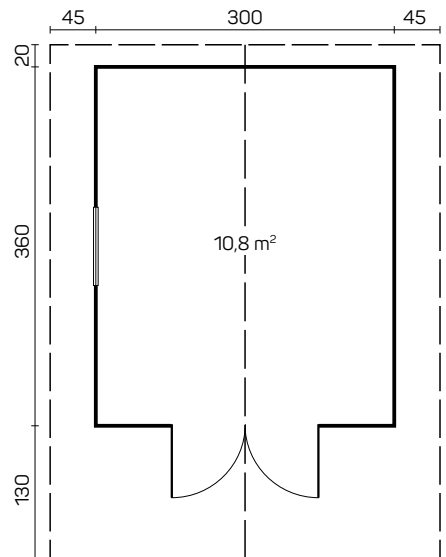
58/70 mm Premium



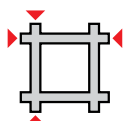


SANDRA C

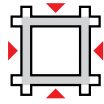
Art 122054.2



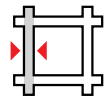
58/70 mm
Premium



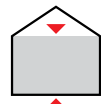
320×380 cm



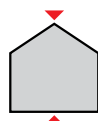
300×360 cm




40/58/70 mm



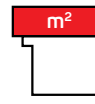
205 cm



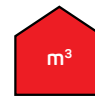
245 cm



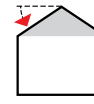
10,8 m²



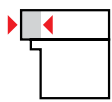
20,4 m²



ca. 23,1 m³



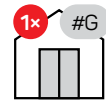
15°



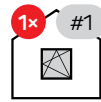
130 cm



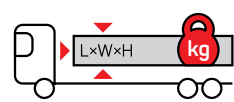
18+18 mm



1425×1955 mm



765×990 mm

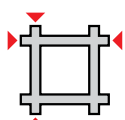
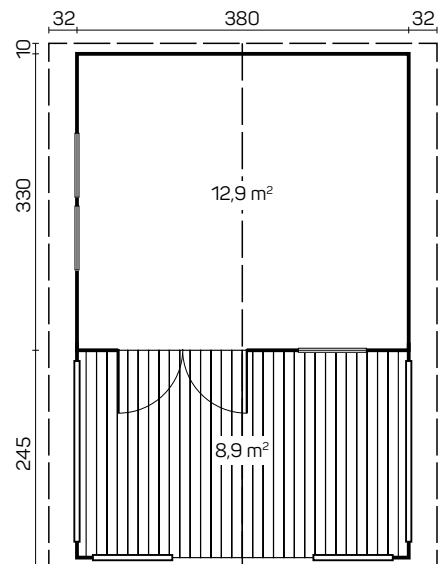


40 mm: 510×108×60 cm 1385 kg

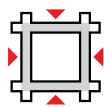


MONTANA

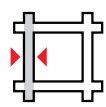
Art 122400



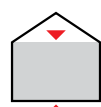
400×595 cm



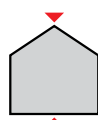
380×575 cm




40 mm



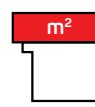
217 cm



268 cm



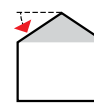
12,9+8,9 m²



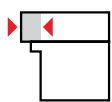
27,4 m²



ca. 29,9 m³



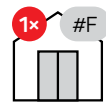
15°



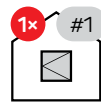
245 cm



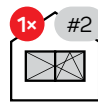
18+18+21 mm



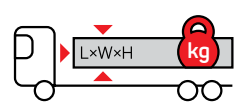
1425×1955 mm



765×990 mm



1530×990 mm

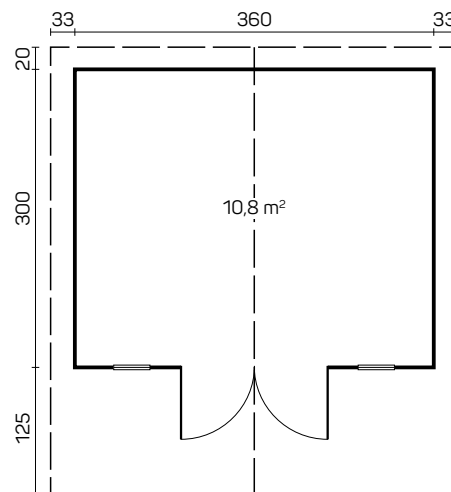


600×108×65,5 cm 1273 kg

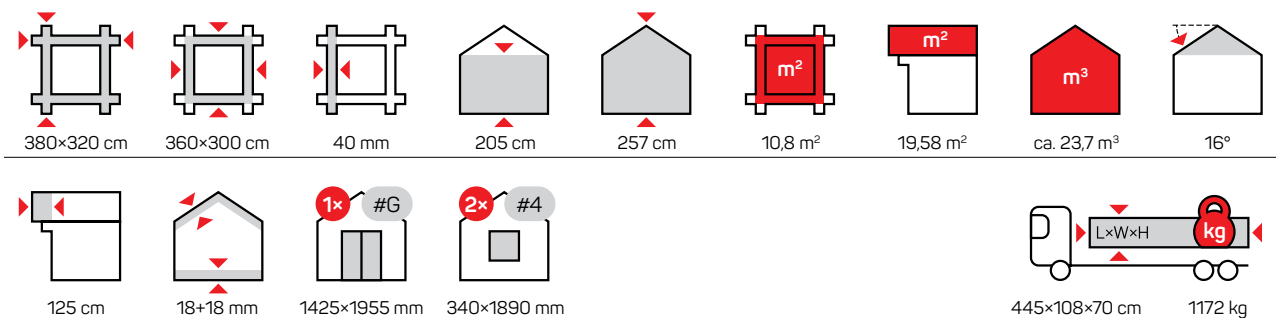


CAMILLA A

Art 122047.2

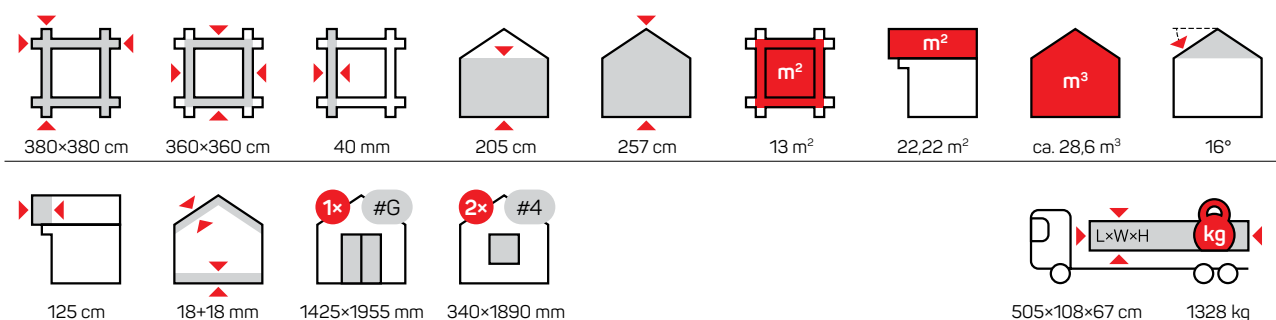
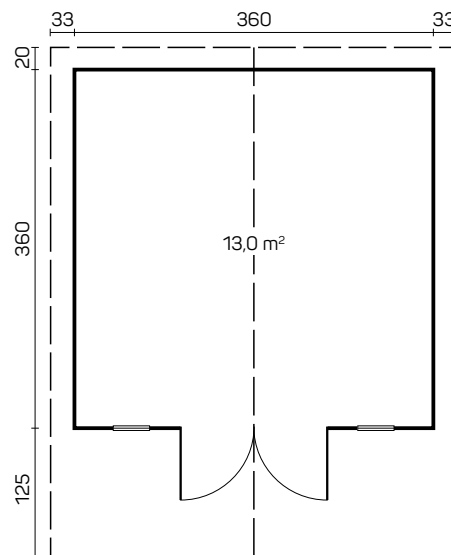


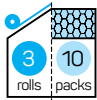
Standard



CAMILLA B

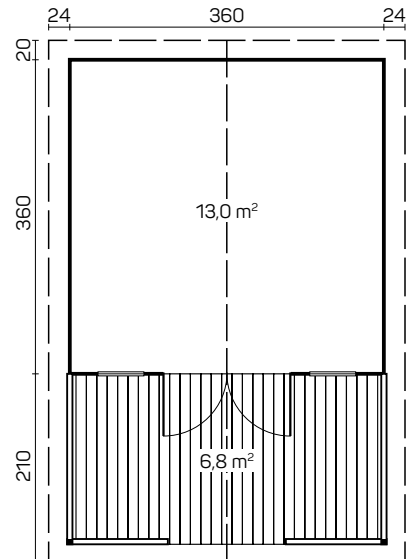
Art 122048.2



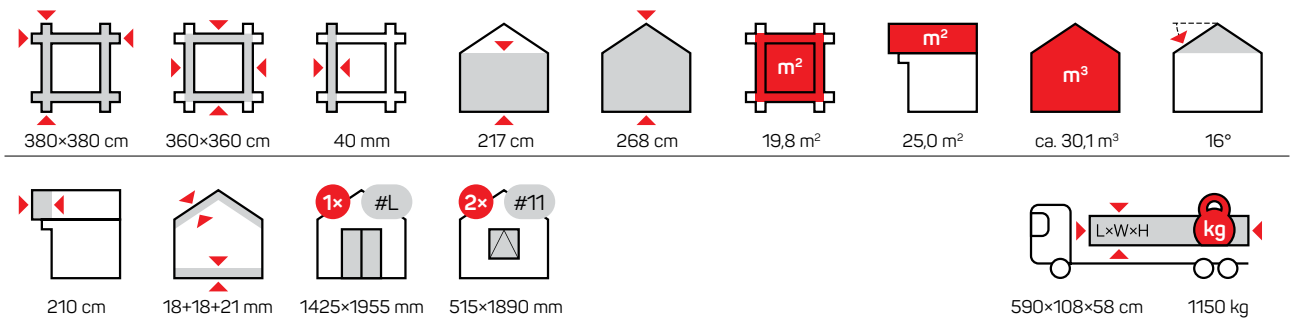


FLORIDA A

Art 122105

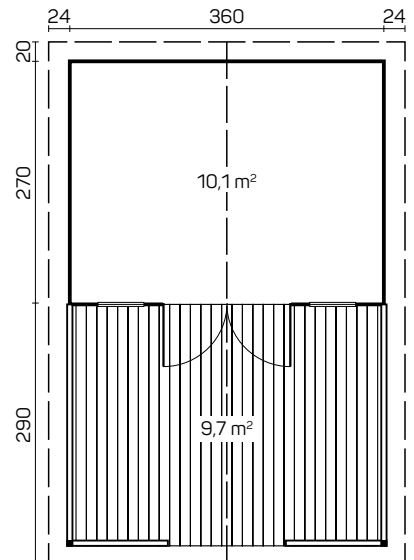


Standard +

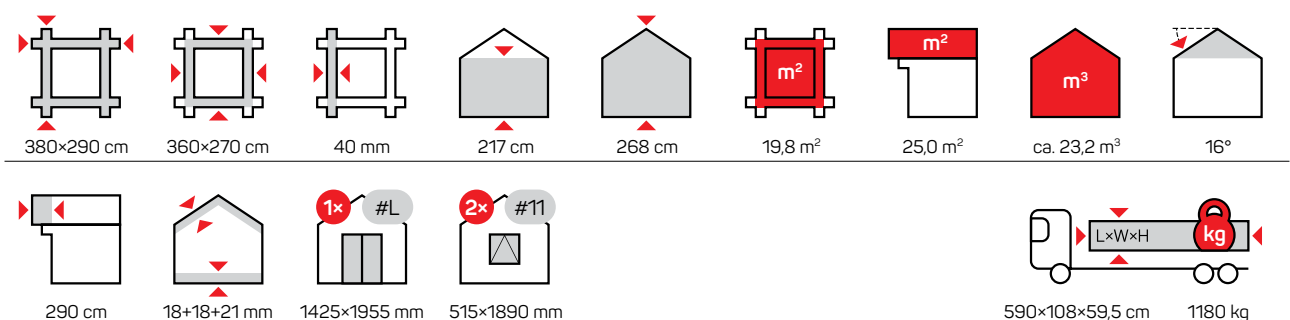


FLORIDA B

Art 122106



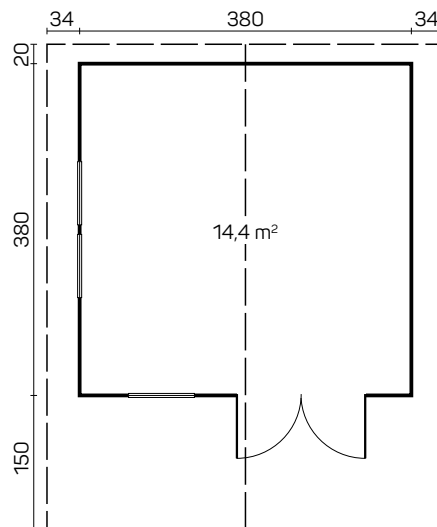
Standard +



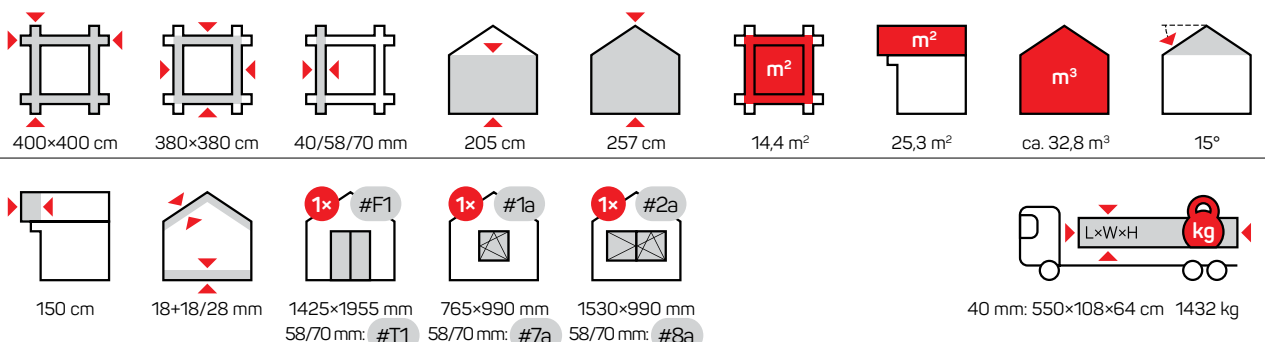


ENZO B

Art 122088.2/111083/111135

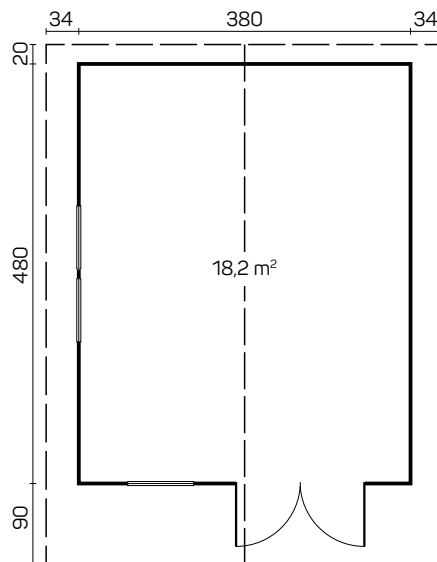


58/70 mm Premium

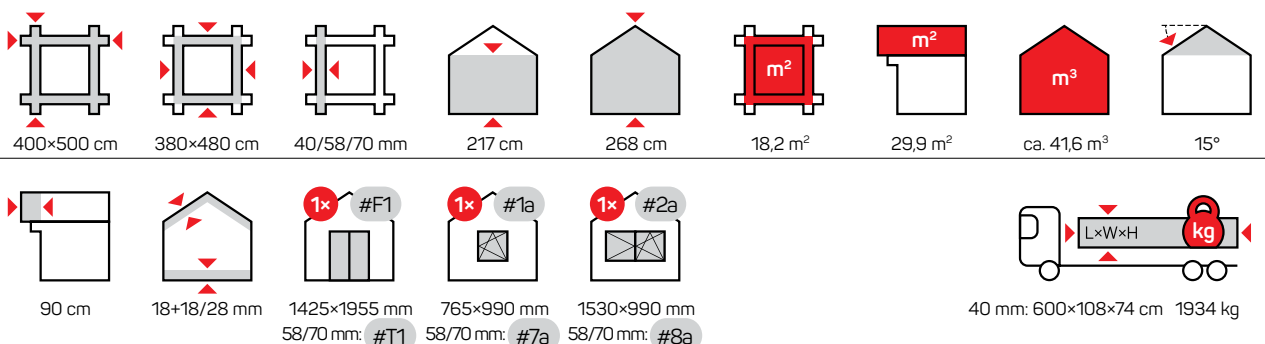


ENZO C/1

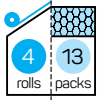
Art 122089.2/111084/111136



58/70 mm Premium

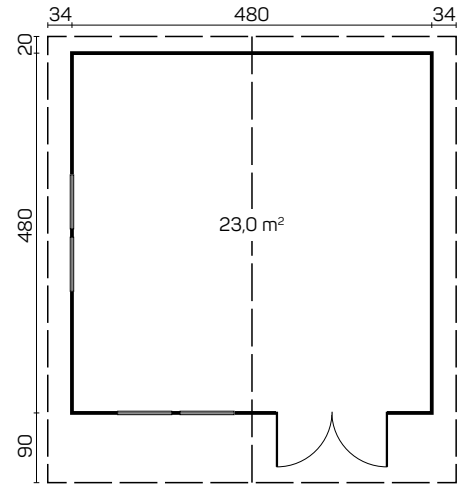


Standard

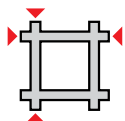


ENZO D

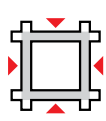
Art 122091.2/111086/111138



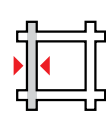
58/70 mm
Premium



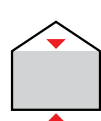
500×500 cm



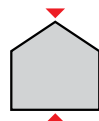
480×480 cm




40/58/70 mm



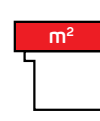
217 cm



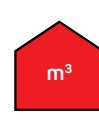
268 cm



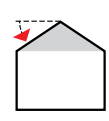
23 m²



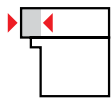
36,4 m²



ca. 54,0 m³



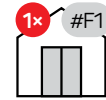
12°



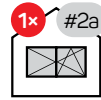
90 cm



18+18/28 mm



1x #F1

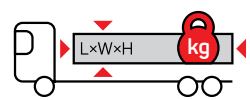


1x #2a

1425×1955 mm

58/70 mm: #T1

58/70 mm: #8a



40 mm: 590×108×84 cm 1934 kg



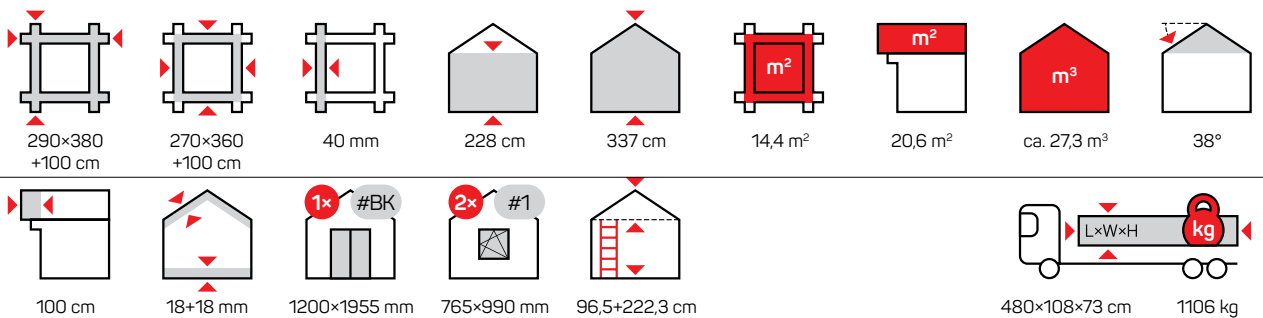
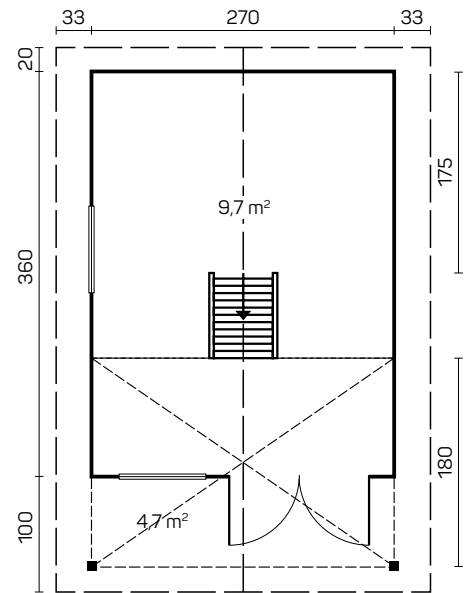


BUNKIE

Art 122800.2



Standard





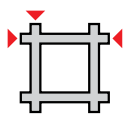
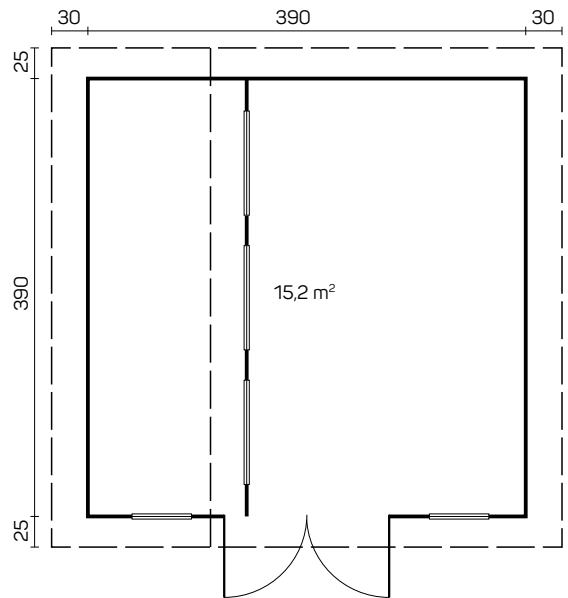
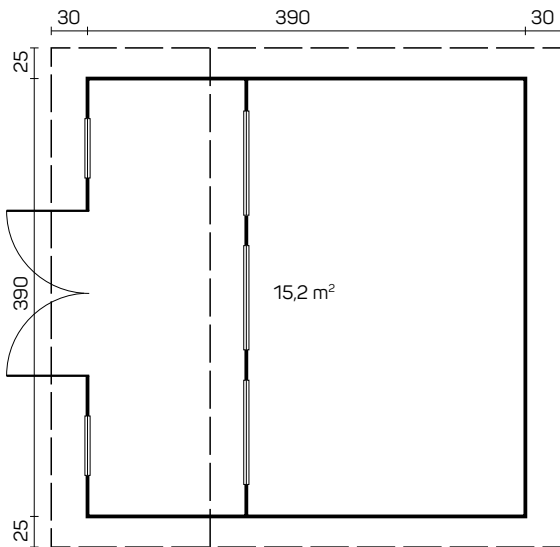
LANGEOOG

Art 122425/111426

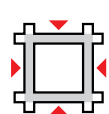


Standard +

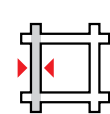
58/70 mm
Premium



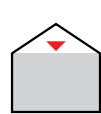
410×410 cm



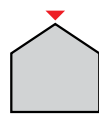
390×390 cm



40/58/70 mm



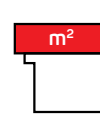
217 cm



330 cm



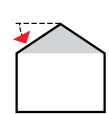
15,2 m²



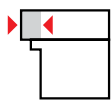
22,2 m²



ca. 38,1/37,2 m³



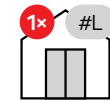
13°/23°



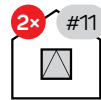
25 cm



18+18/28 mm



1425×1955 mm



515×1890 mm

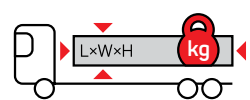


915×420 mm

58/70 mm: #L1

58/70 mm: #14a

58/70 mm: #15a



40 mm: 444×108×75 cm 1150 kg

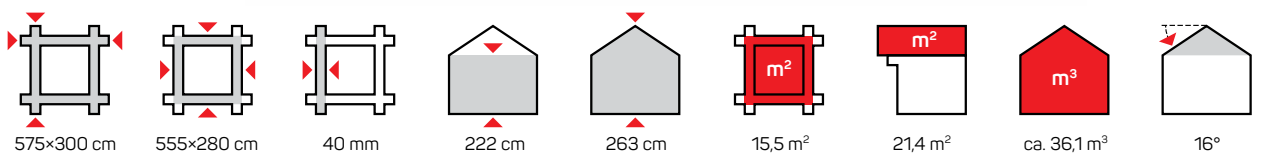
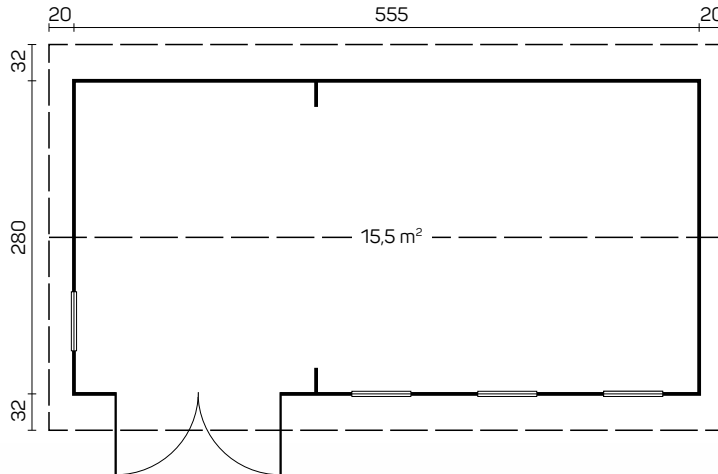


NICE

Art 122394.2



Standard +



Standard

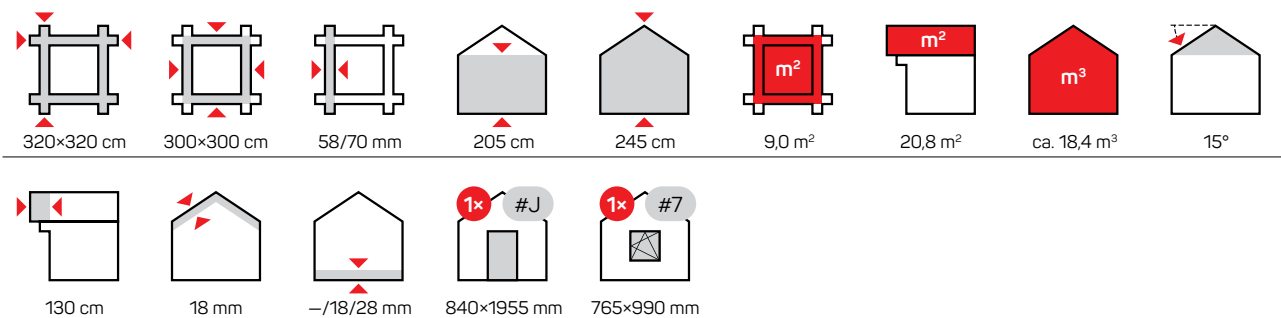
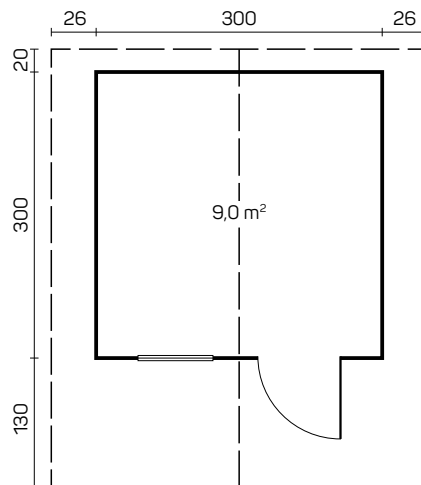


Premium

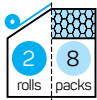


HUELVA

Art 111114/111133

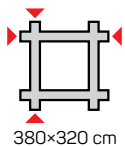
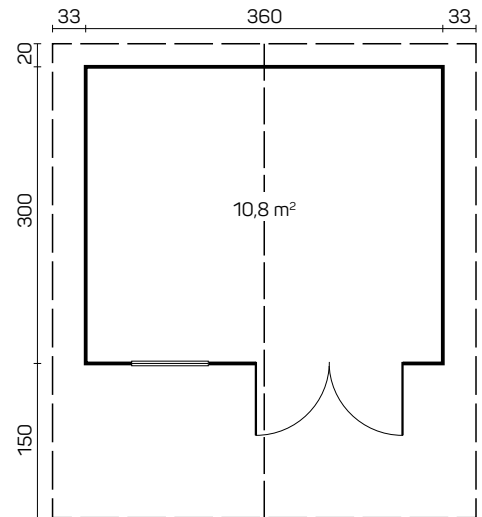


Premium

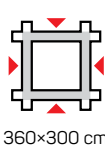


MALAGA A

Art 111071/111073



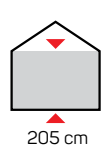
380×320 cm



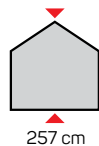
360×300 cm



58/70 mm



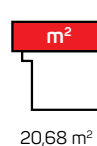
205 cm



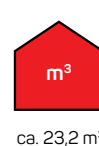
257 cm



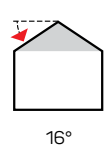
10,8 m²



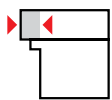
20,68 m²



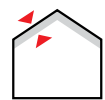
ca. 23,2 m³



16°



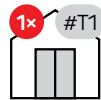
150 cm



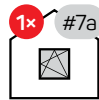
18 mm



-/18/28 mm



1x #T1

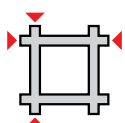
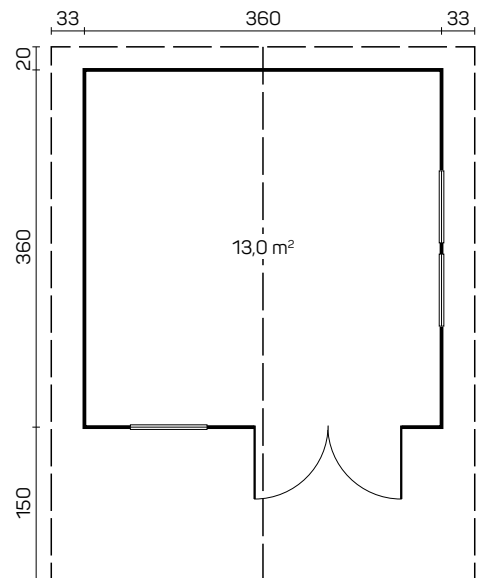


1x #7a



MALAGA B

Art 111072/111074



380×380 cm



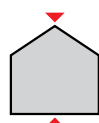
360×360 cm



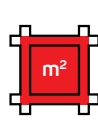
58/70 mm



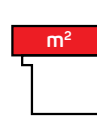
205 cm



257 cm



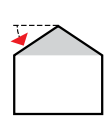
13 m²



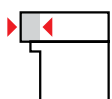
23,32 m²



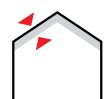
ca. 28,0 m³



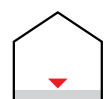
16°



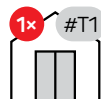
150 cm



18 mm



-/18/28 mm



1x #T1



1x #7a



1x #8a

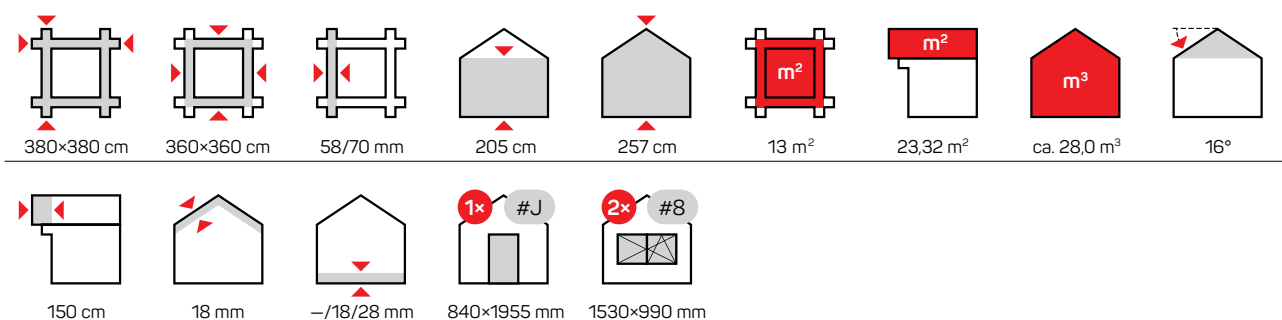
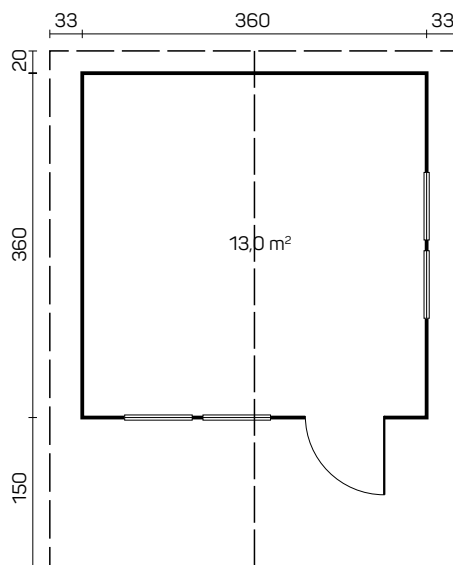


SEVILLA

Art 111115/111134



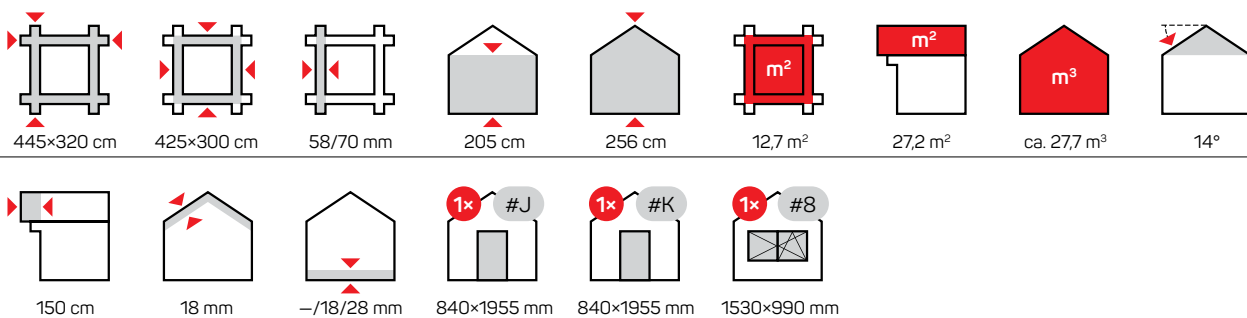
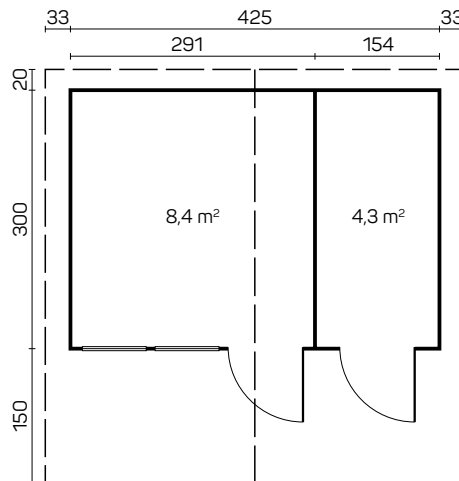
Premium





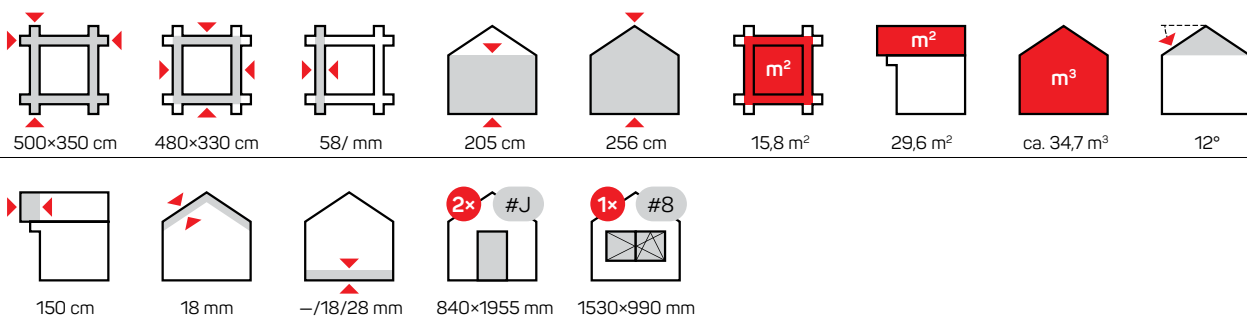
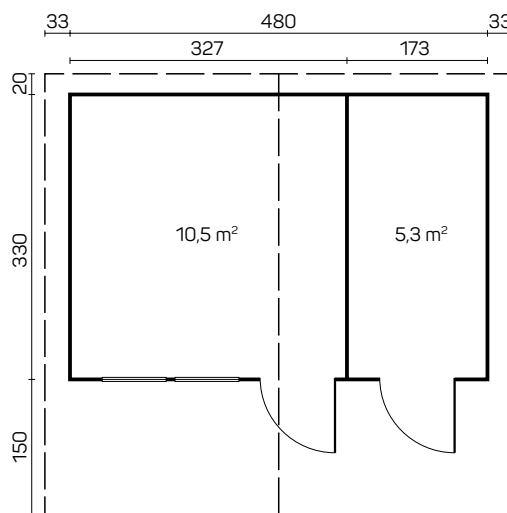
PEDRO A

Art 111518/111720



PEDRO B

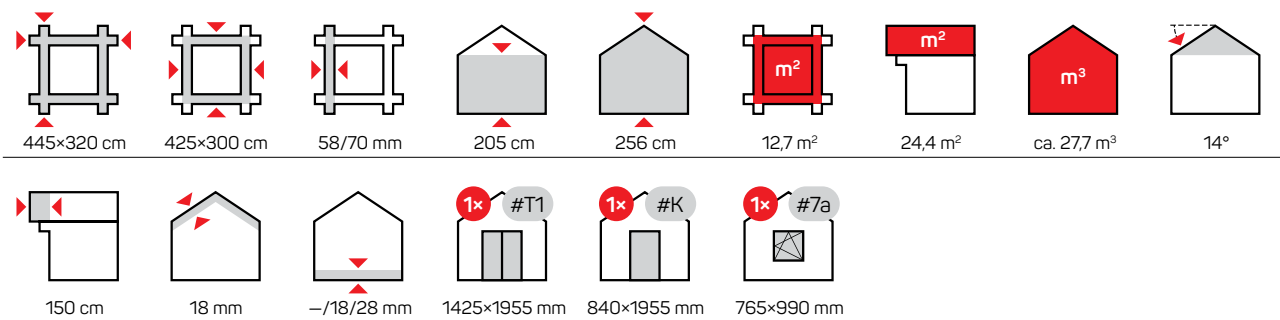
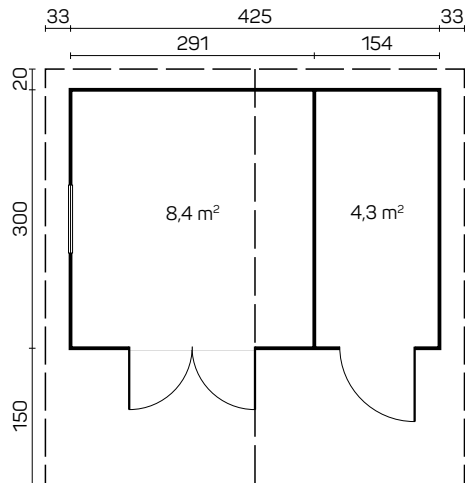
Art 111519/111721





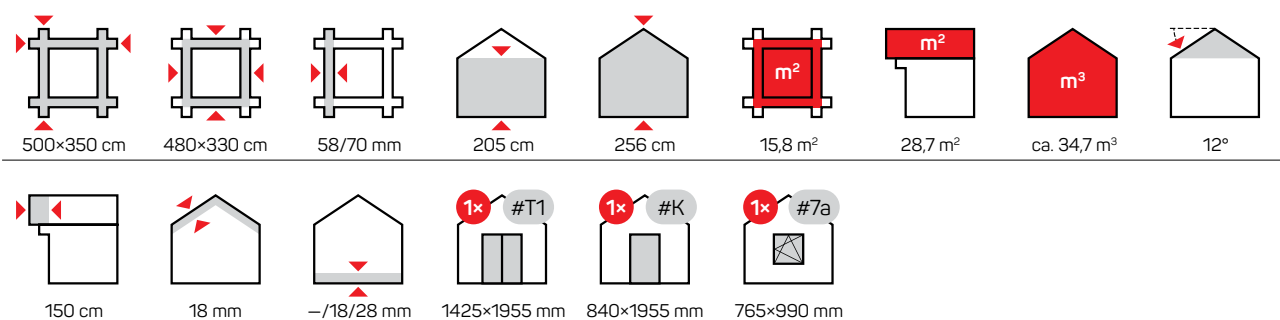
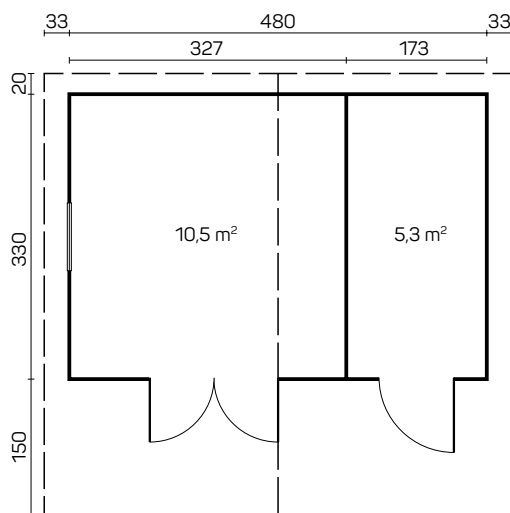
PEDRO C

Art 111800/111900



PEDRO D

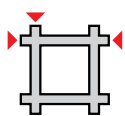
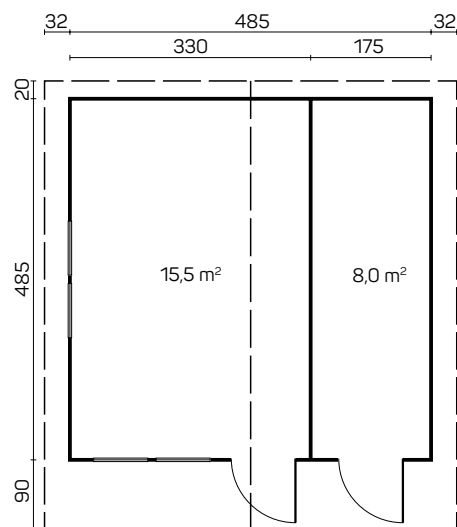
Art 111801/111901



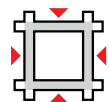


PEDRO E

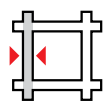
Art 111802



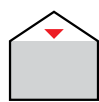
505×505 cm



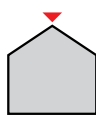
485×485 cm



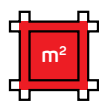
58/70 mm



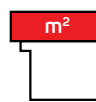
217 cm



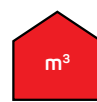
302 cm



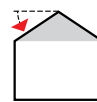
23,5 m²



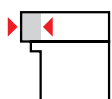
36 m²



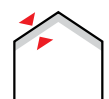
ca. 57,6 m³



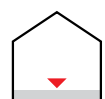
19°



90 cm



18+18/70 mm



840×1955 mm



1× #J1

1530×990 mm



1× #K

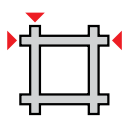
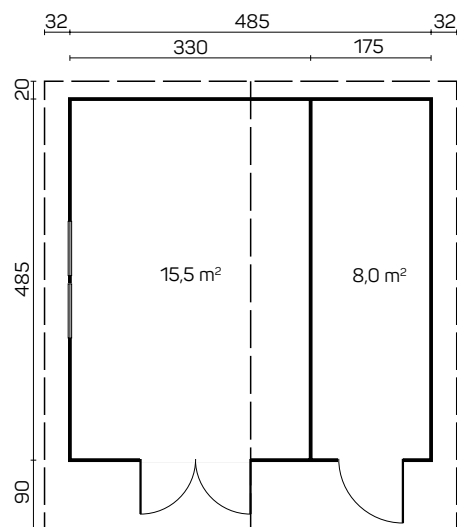


2× #8a

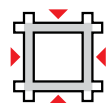


PEDRO F

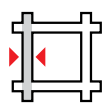
Art 111803



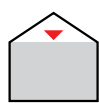
505×505 cm



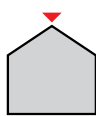
485×485 cm




58/70 mm



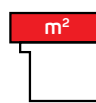
217 cm



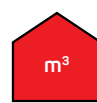
303 cm



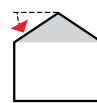
23,5 m²



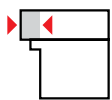
36 m²



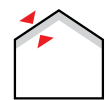
ca. 57,6 m³



19°



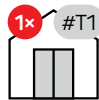
90 cm



18 mm

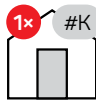


-/18/28 mm



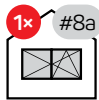
1× #T1

1425×1955 mm



1× #K

840×1955 mm



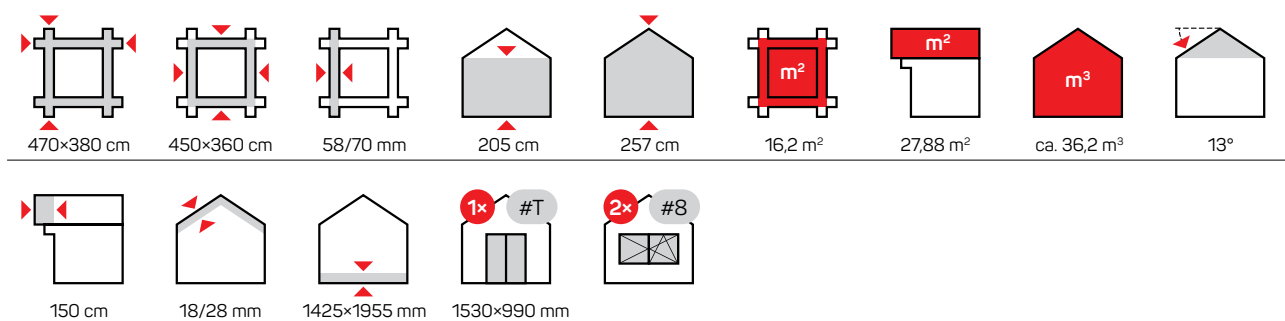
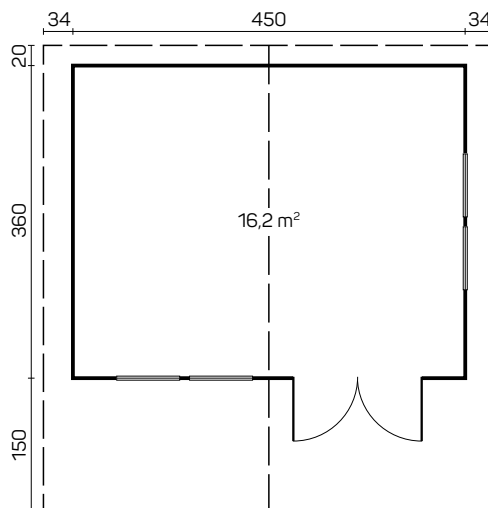
1× #8a

1530×990 mm



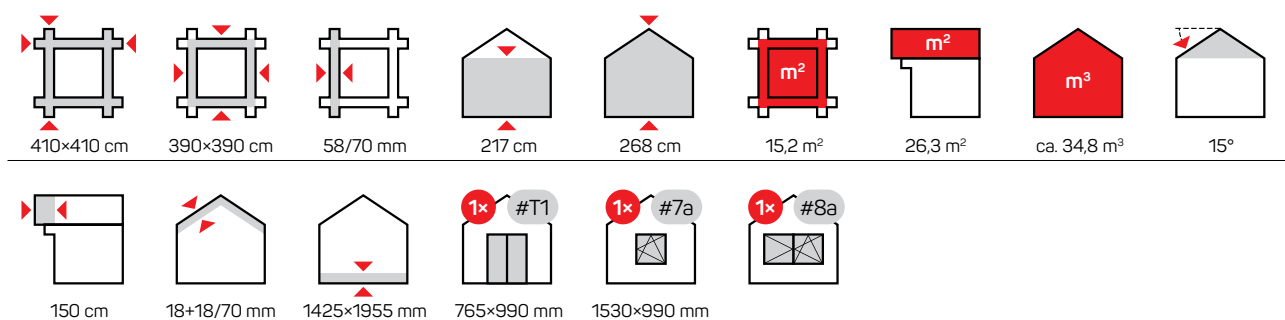
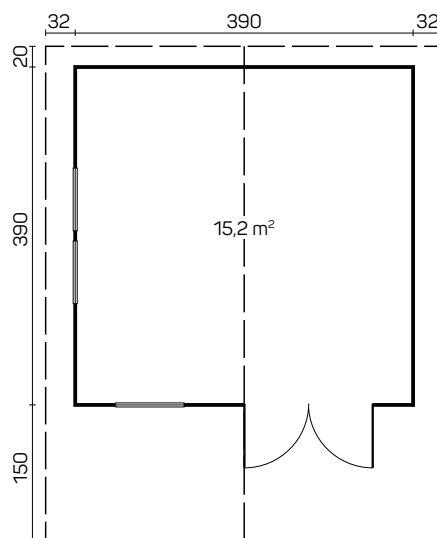
OSLO

Art 111116/1111142



GÖTEBORG A

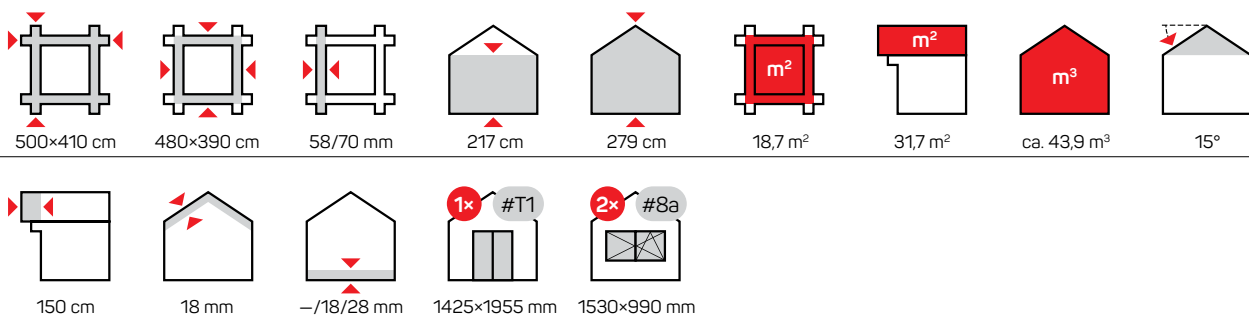
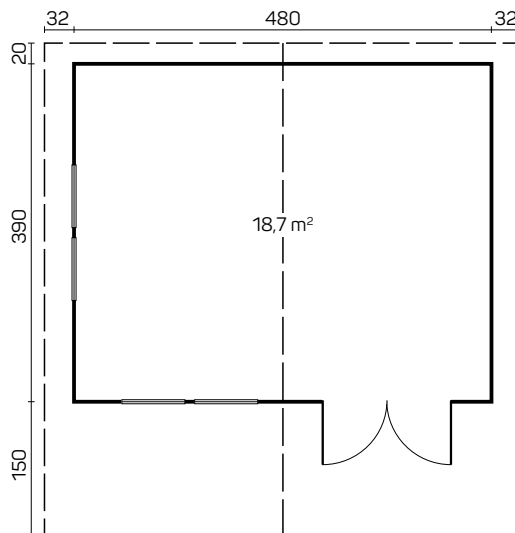
Art 111530/1111735





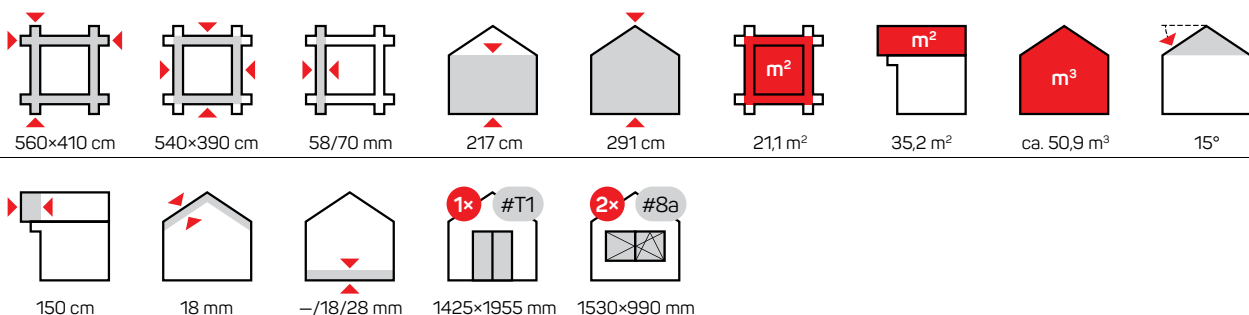
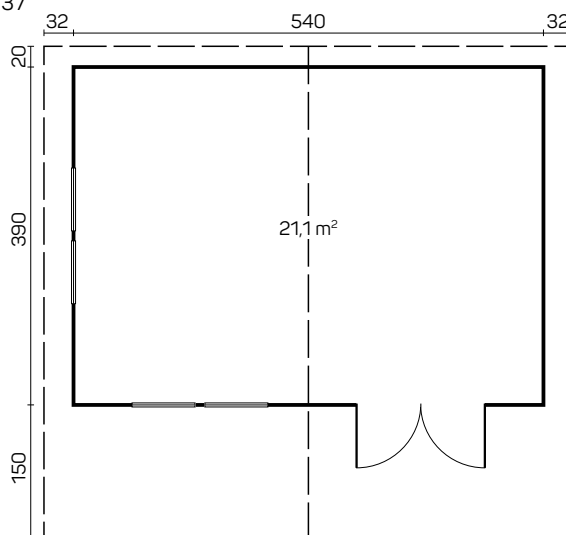
GÖTEBORG B

Art 111531/111736



GÖTEBORG C

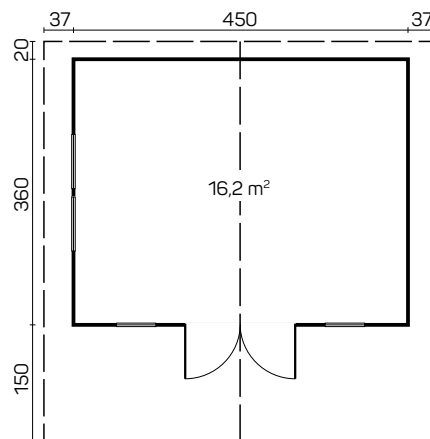
Art 111532/111737



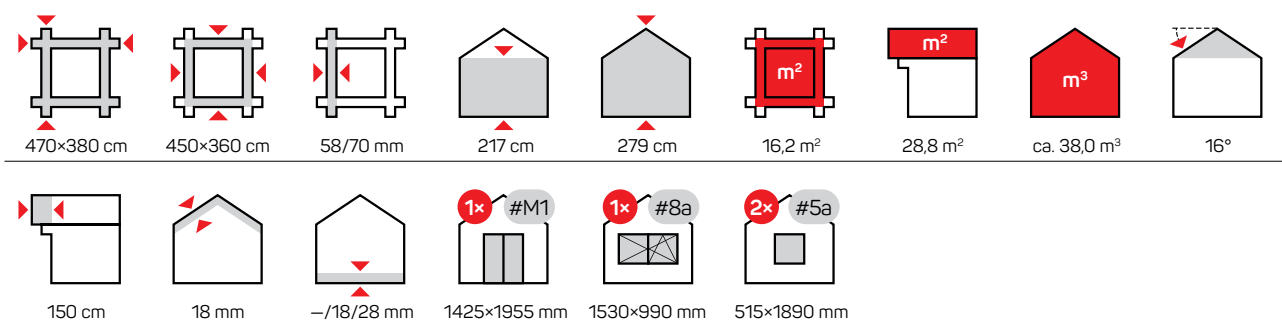


SAUERLAND A

Art 111543/111748

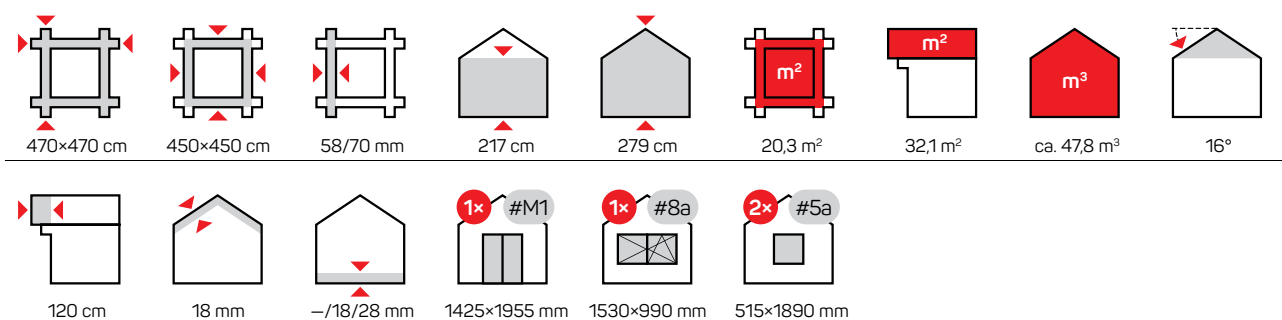
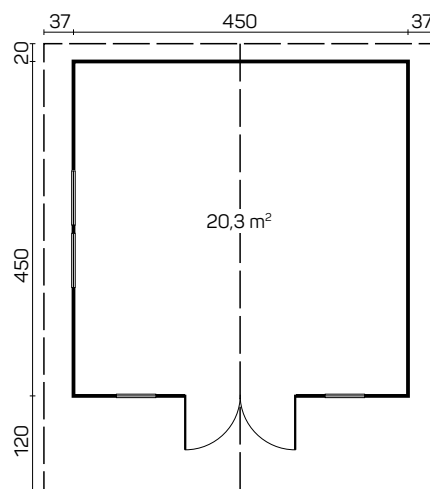


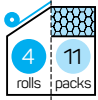
Premium



SAUERLAND B

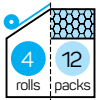
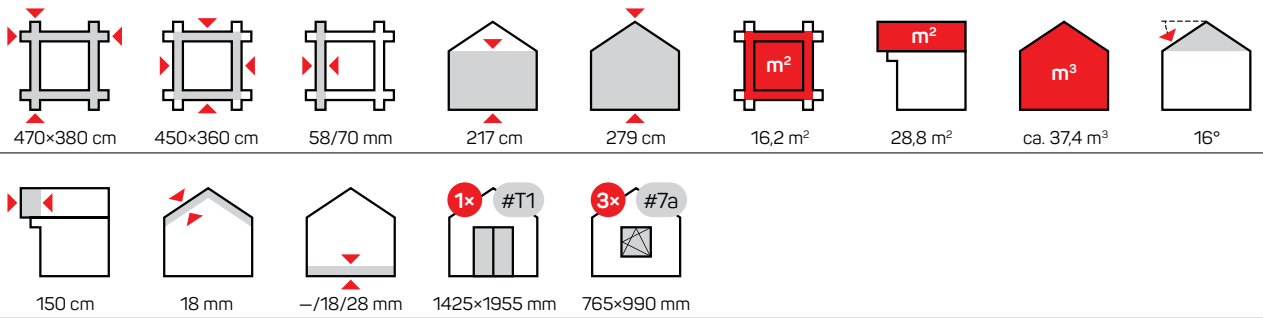
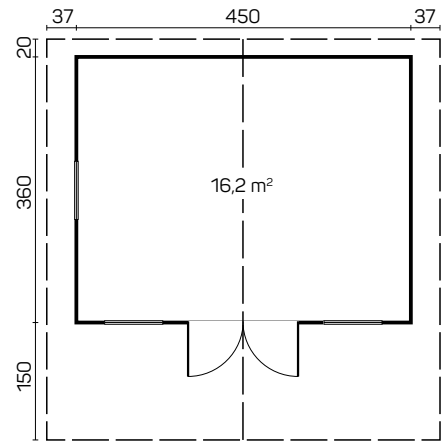
Art 111544/111749





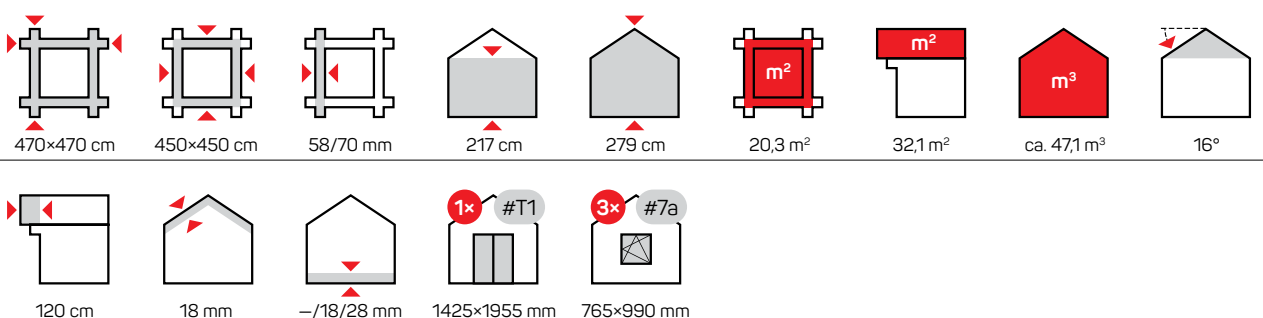
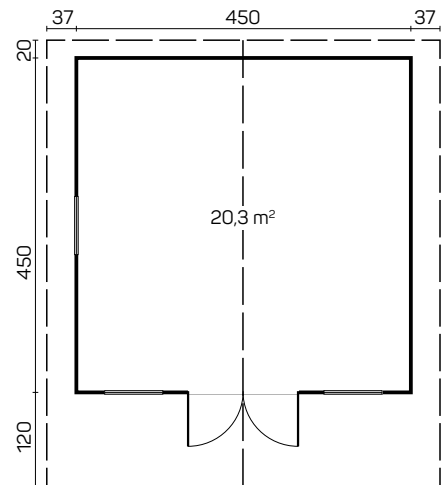
SAUERLAND C

Art 111545/111750



SAUERLAND D

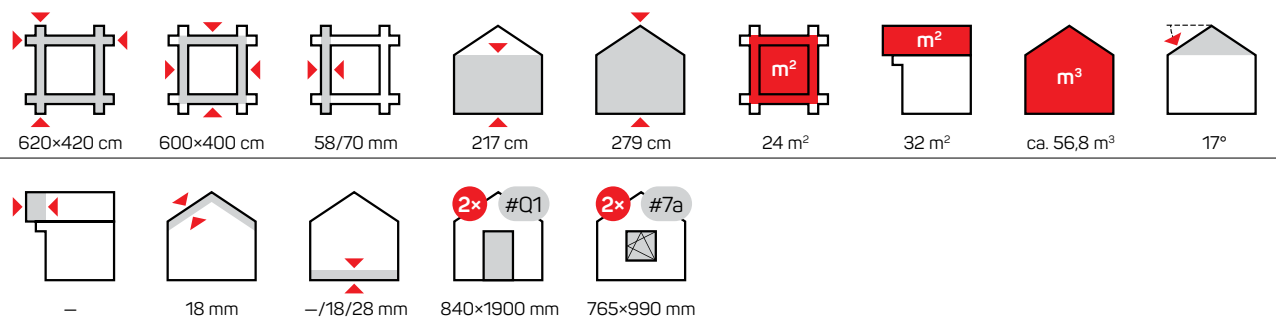
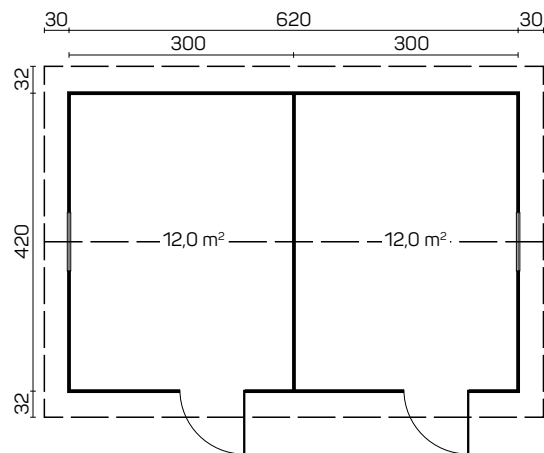
Art 111546/111751





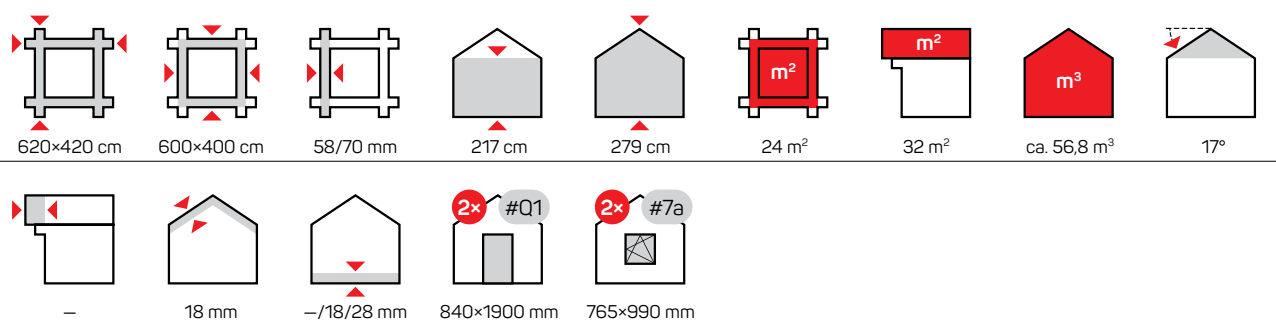
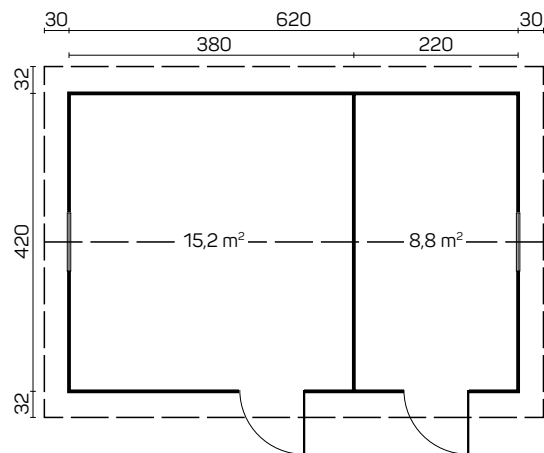
MIKKO

Art 111960/111961



SANNA

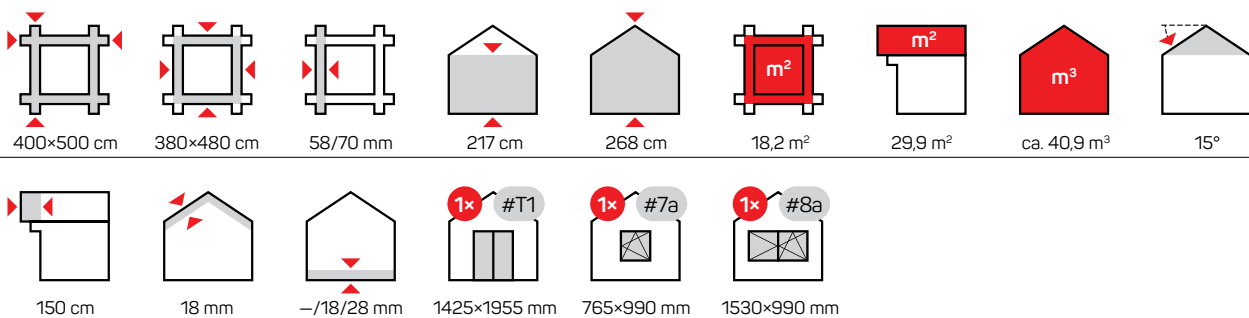
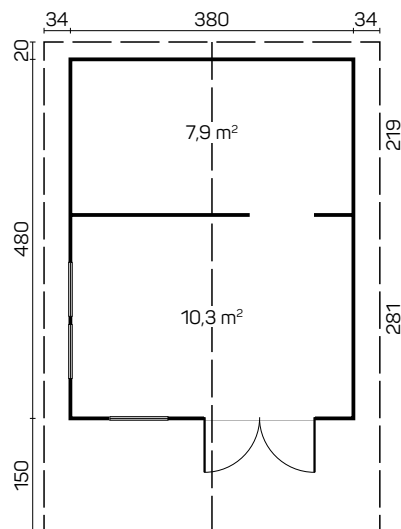
Art 111962/111963





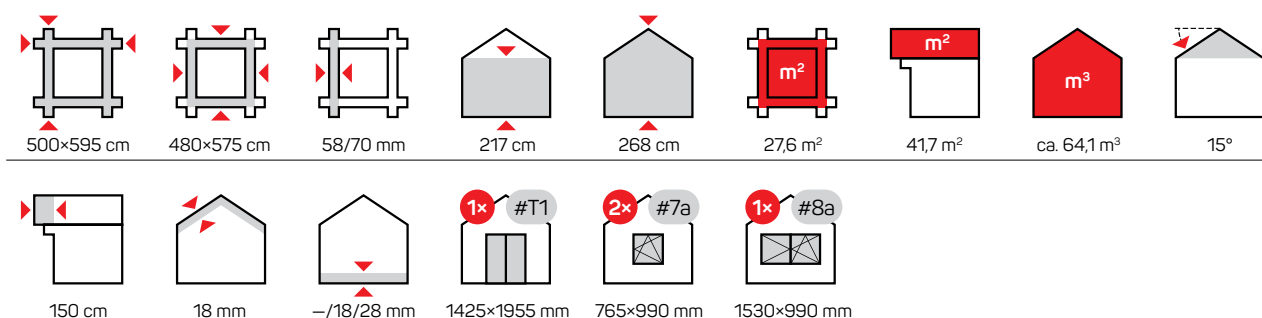
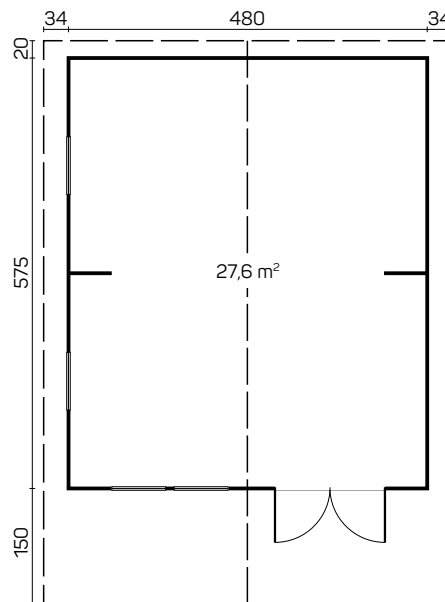
ENZO C/2

Art 111085/111137



ENZO E

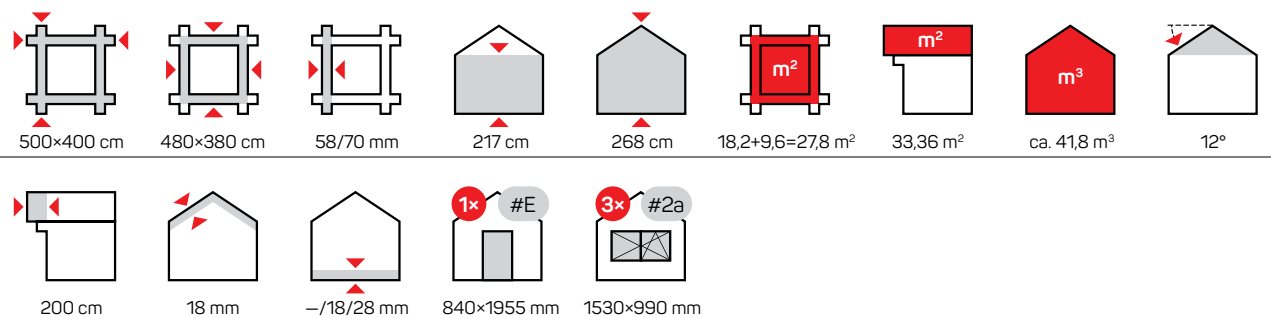
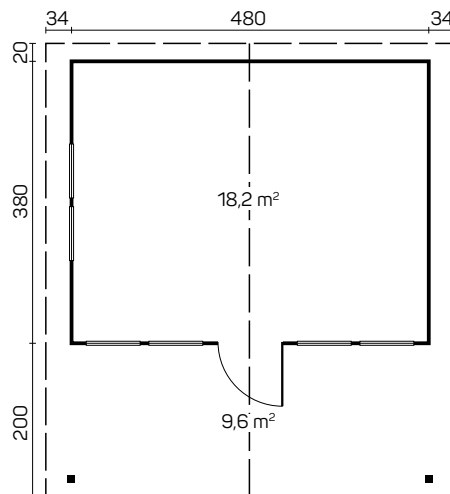
Art 111087/111139





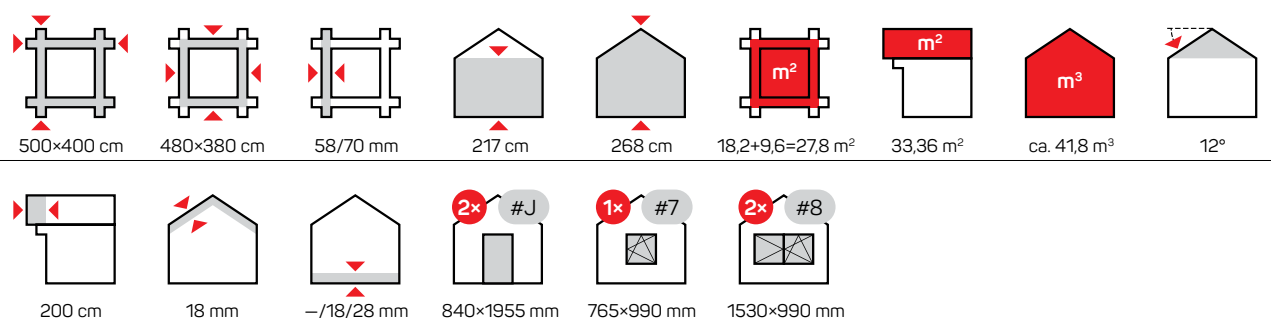
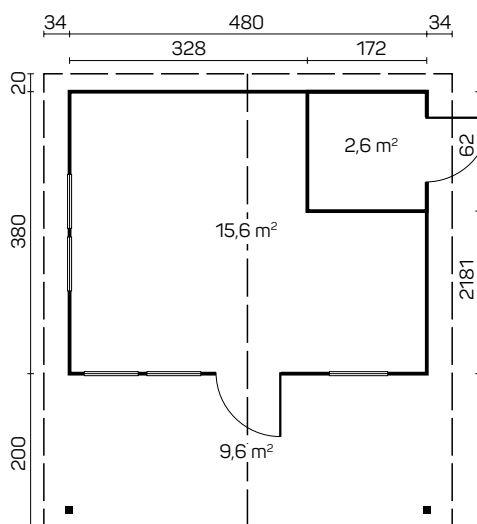
GORBEA A

Art 111057/111065



GORBEA B

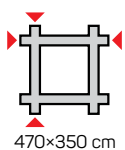
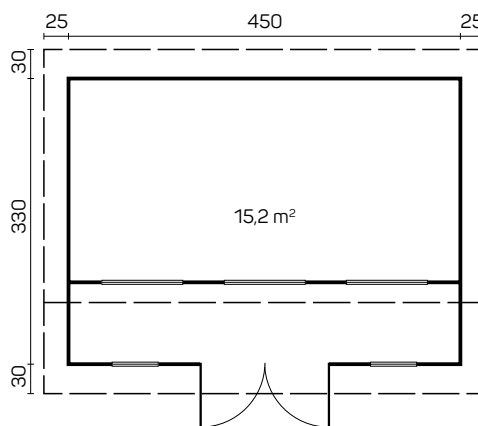
Art 111060/111066



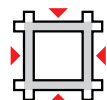


LANGEOOG B

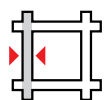
Art 111178/1111428



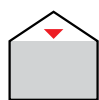
470×350 cm



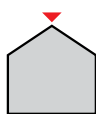
450×330 cm




58/70 mm



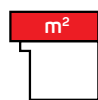
222 cm



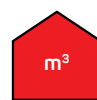
313 cm



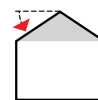
14,8 m²



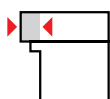
22,3 m²



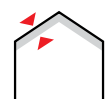
ca. 35,6 m³



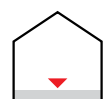
12+22°



-



18 mm



-/18/28 mm



1425×1955 mm



515×1890 mm

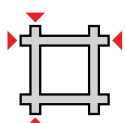
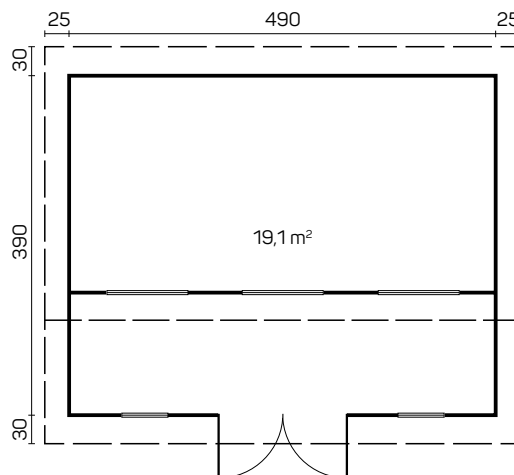


915×420 mm

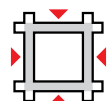


LANGEOOG C

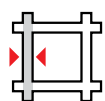
Art 111179/111429



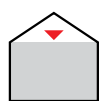
510×410 cm



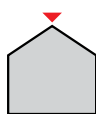
490×390 cm




58/70 mm



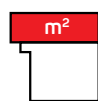
222 cm



313 cm



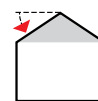
19,1 m²



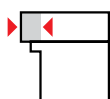
27,7 m²



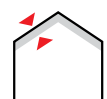
ca. 46,8 m³



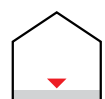
13+23°



-



18 mm



-/18/28 mm



1425×1955 mm



515×1890 mm



915×420 mm

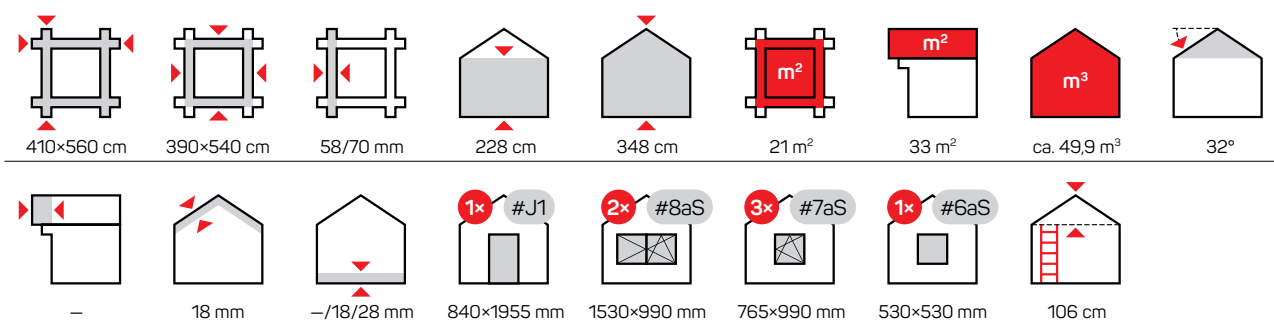
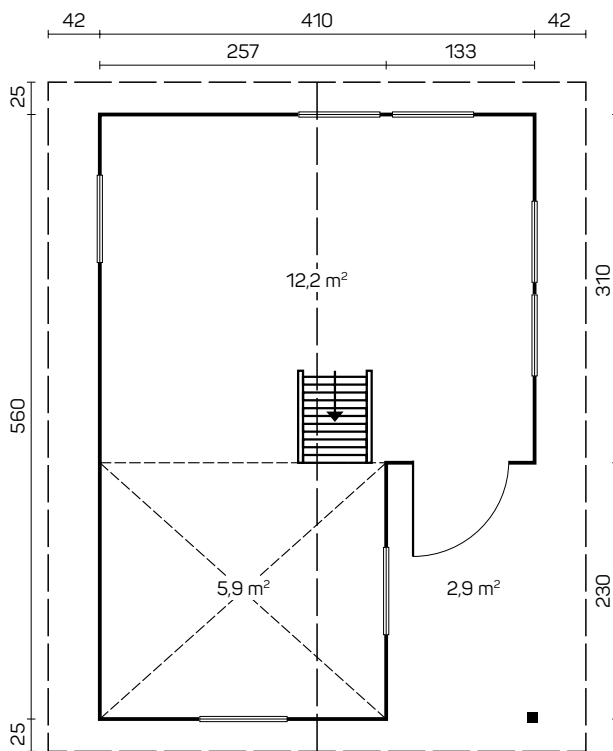


PERTTI

Art 111958/111959



Premium



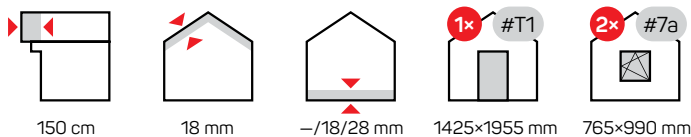
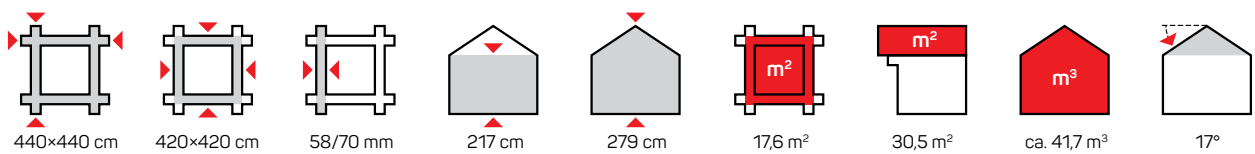
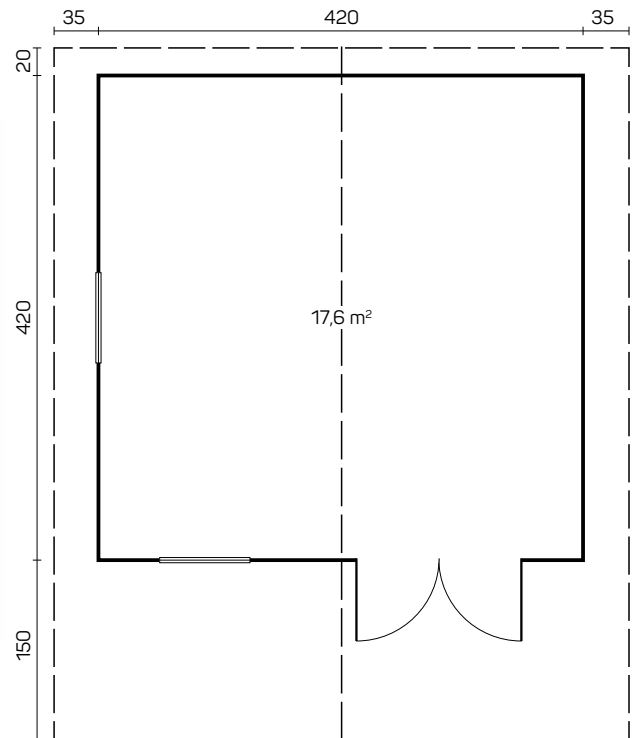


GOTLAND A

Art 111533/111738



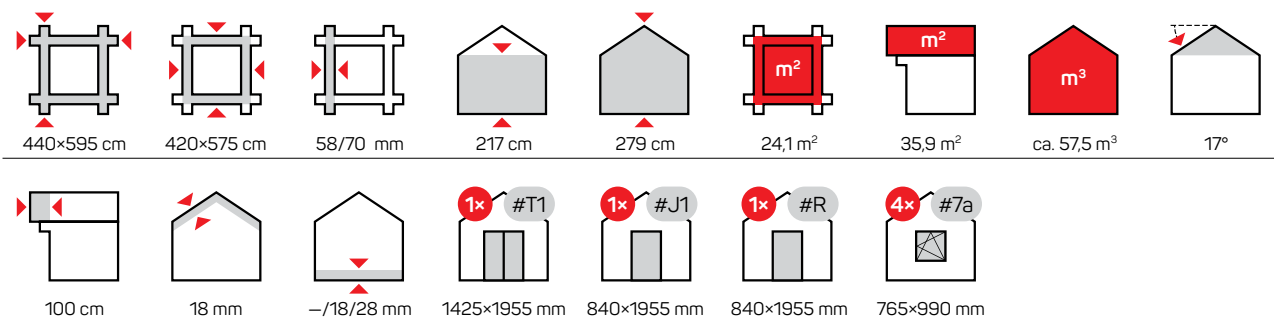
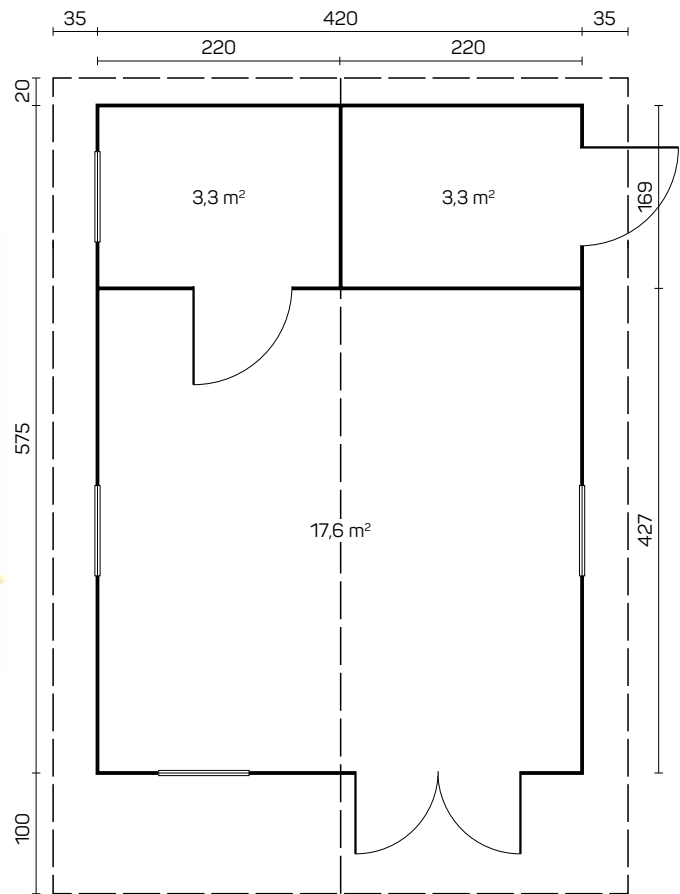
Premium





GOTLAND B

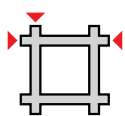
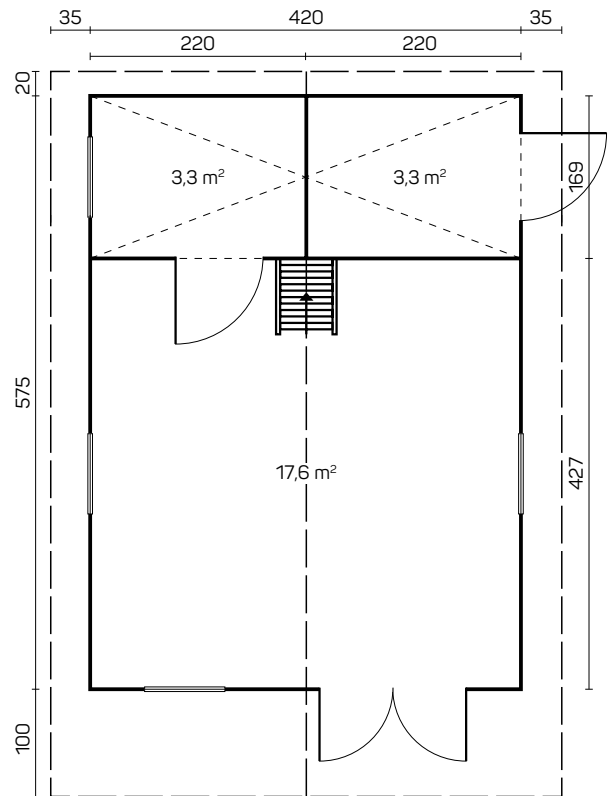
Art 111534/111739



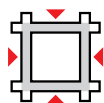


GOTLAND C

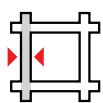
Art 111535/111740



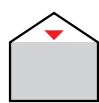
440×595 cm



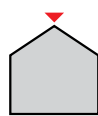
420×575 cm




58/70 mm



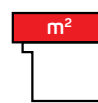
285 cm



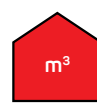
371 cm



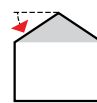
30,7 m²



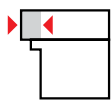
37,1 m²



ca. 75,7 m³



22°



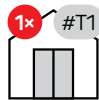
100 cm



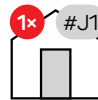
18 mm



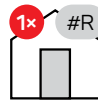
-/18/28 mm



1× #T1
1425×1955 mm



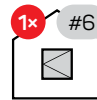
1× #J1
840×1955 mm



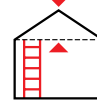
1× #R
840×1955 mm



4× #7a
765×990 mm



1× #6
530×530 mm



115 cm

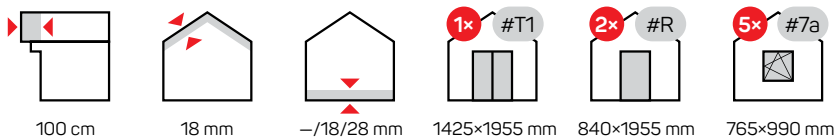
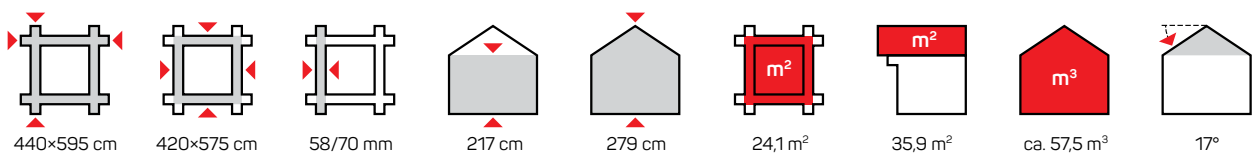
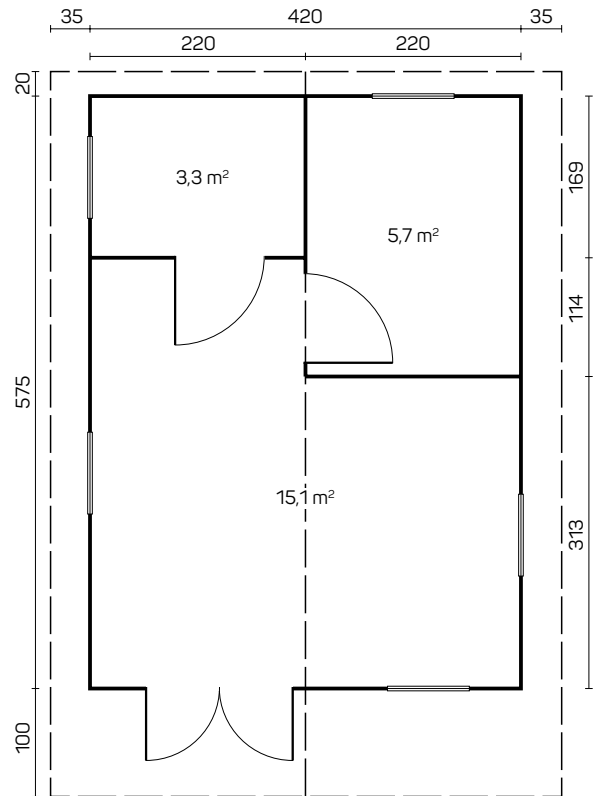


GOTLAND D

Art 111536/111741



Premium



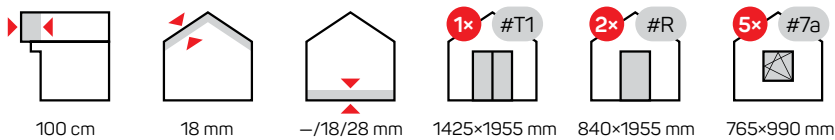
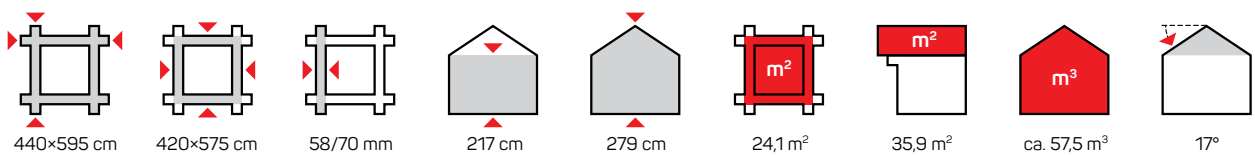
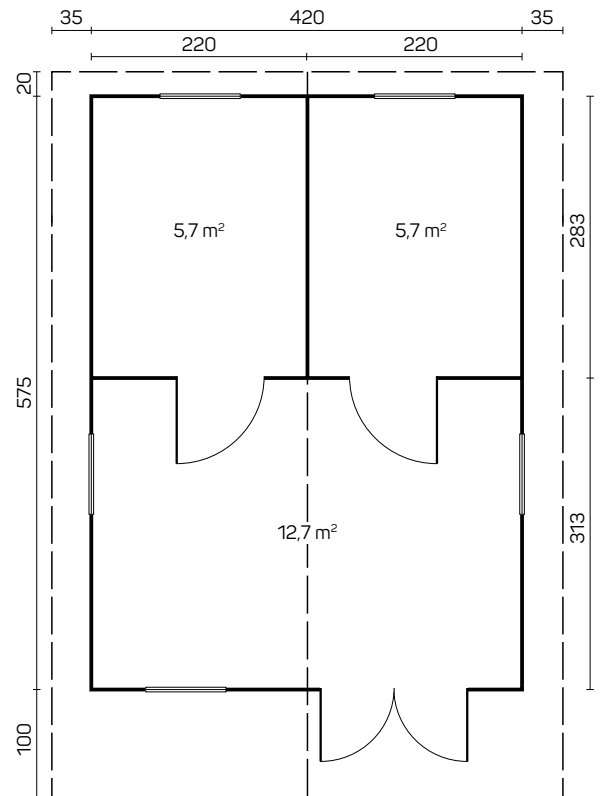


GOTLAND E

Art 111537/111742



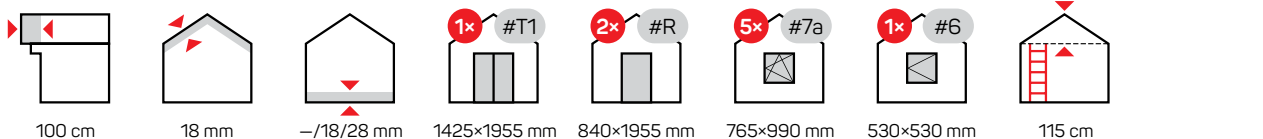
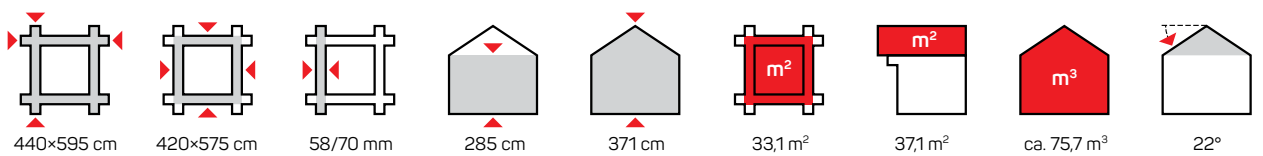
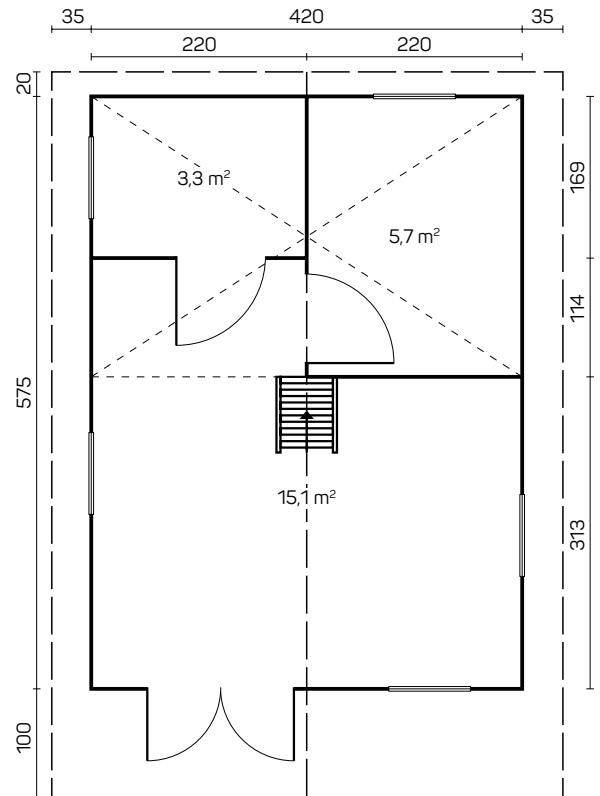
Premium





GOTLAND F

Art 111538/111743

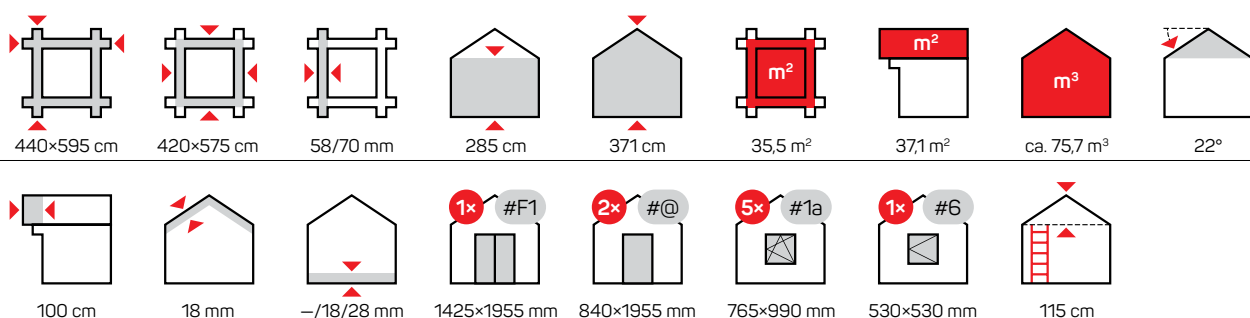
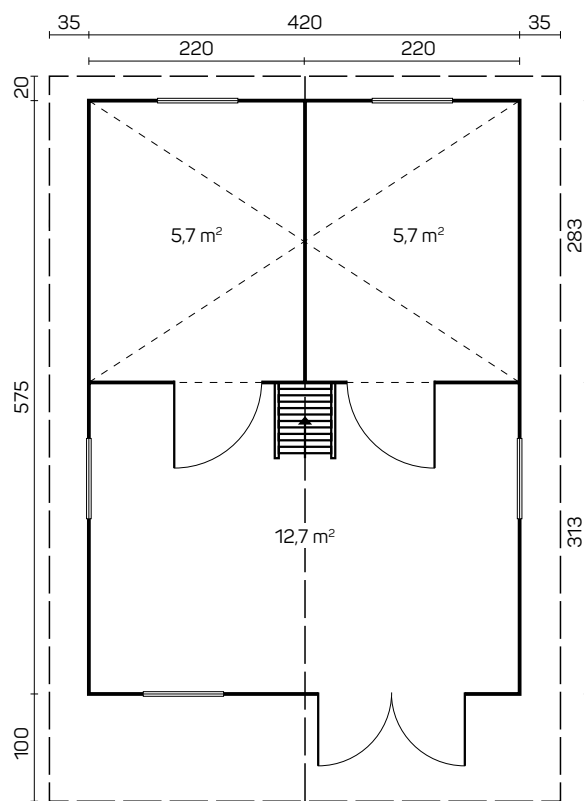


Premium



GOTLAND G

Art 111539/111744



Premium

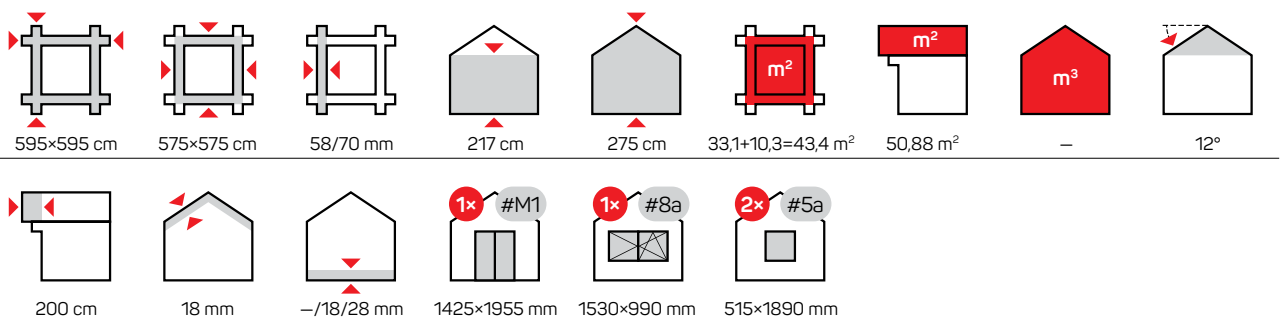
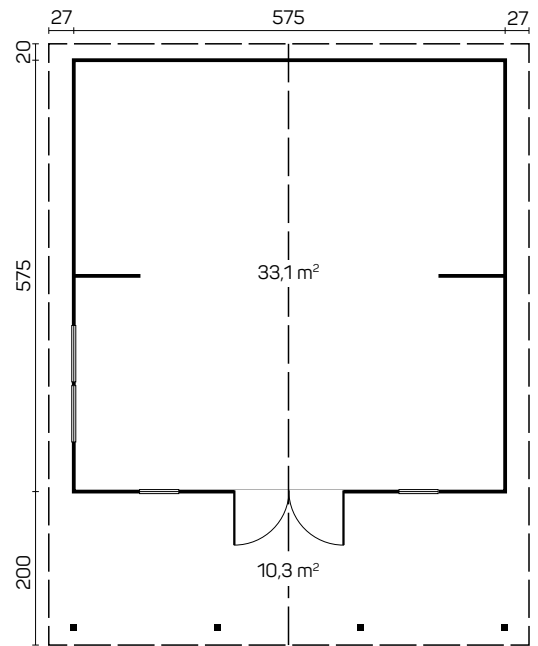


BURGOS

Art 111117/111143



Premium



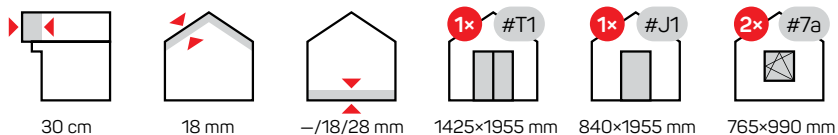
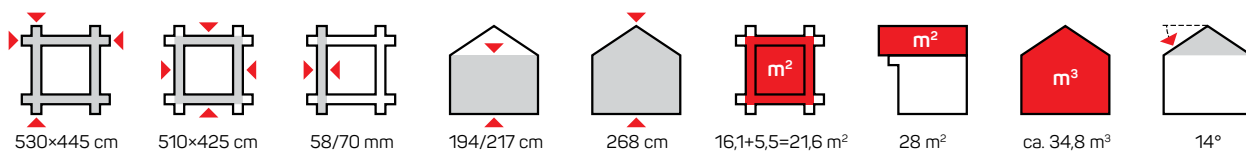
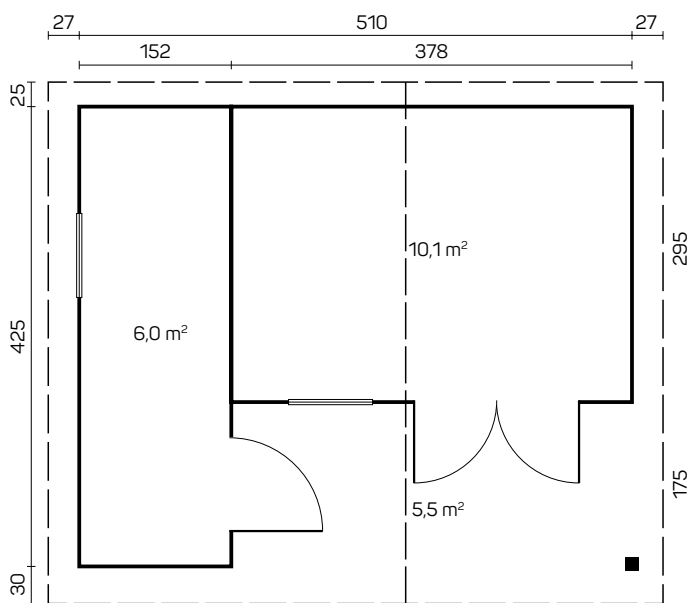


HELSINKI

Art 111176/111752



Premium



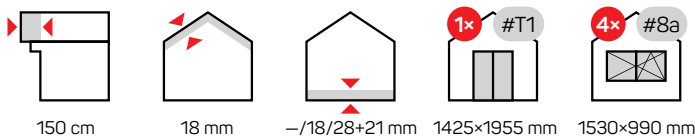
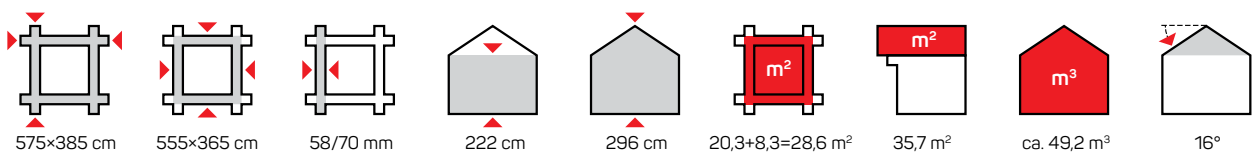
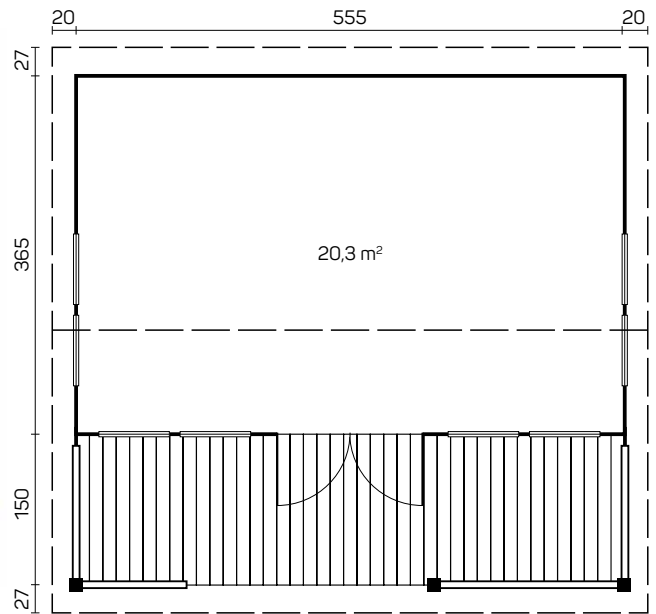


RICHARD

Art 111177/111753



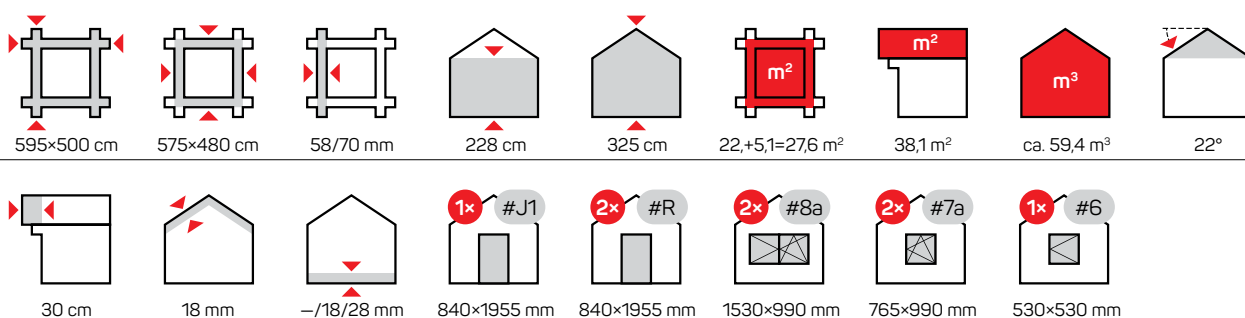
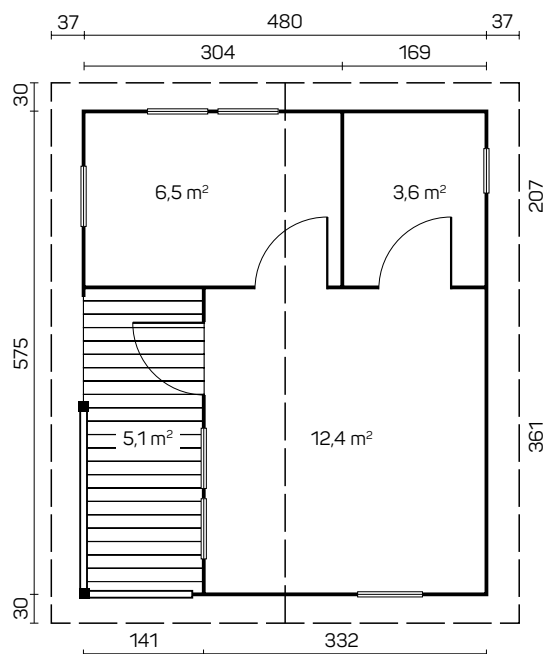
Premium





FALUN A

Art 111540/111745

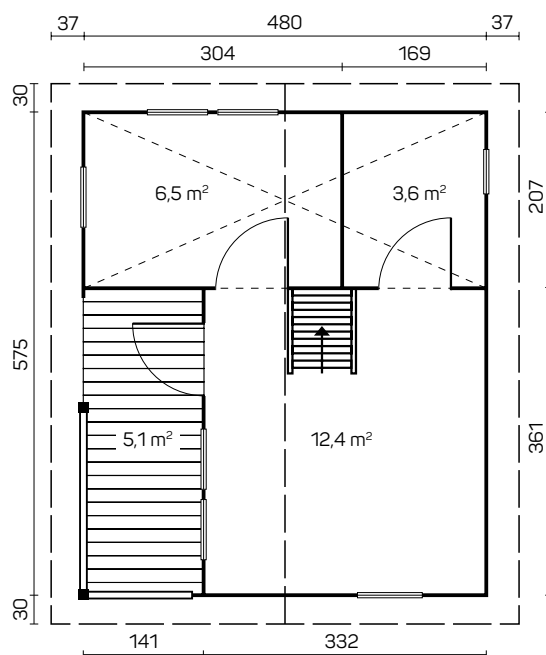


Premium

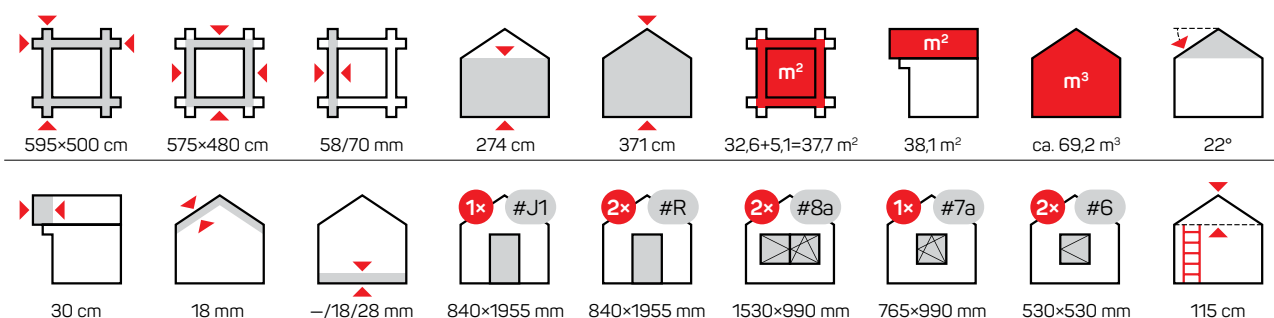


FALUN B

Art 111541/111746



Premium

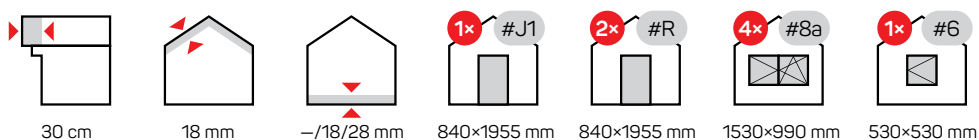
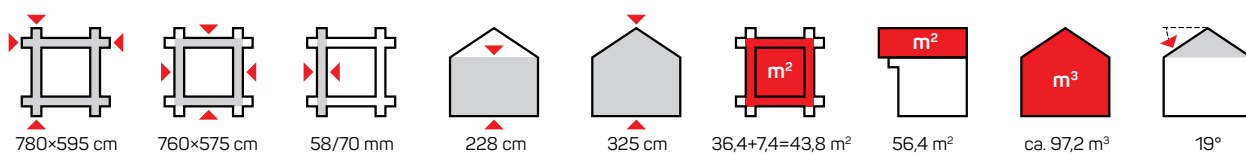
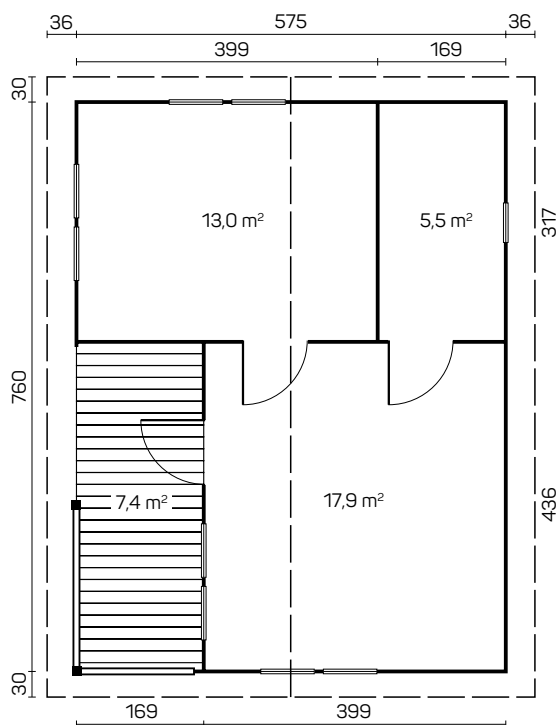




FALUN C

Art 111542/111747

Premium



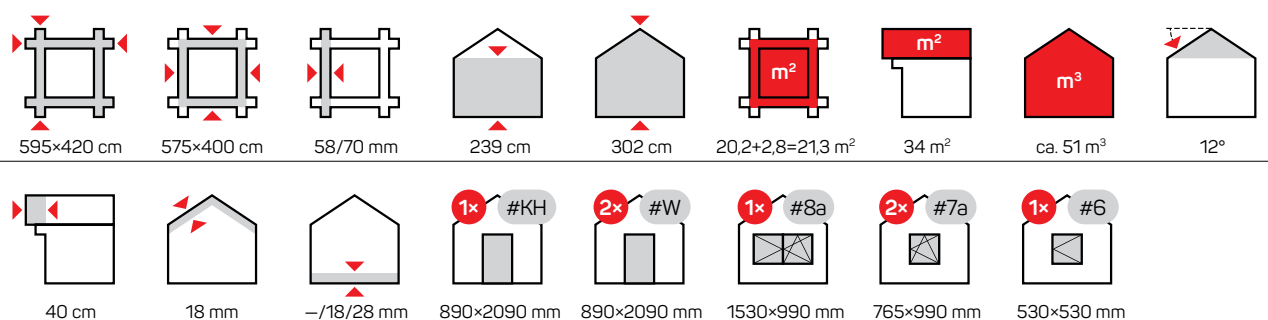
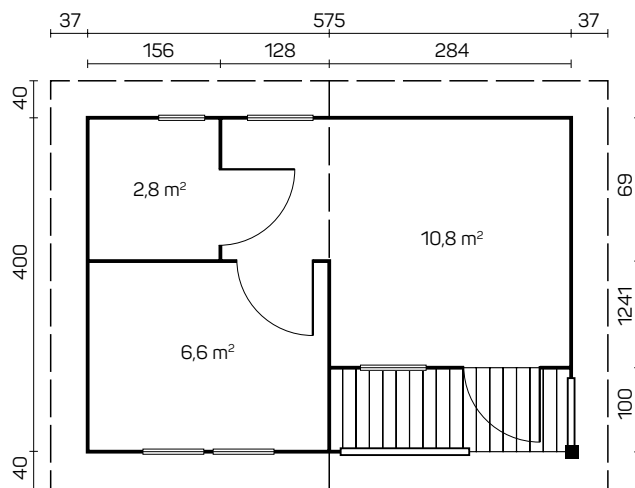


SALAMANCA

Art 111503/111706



Premium

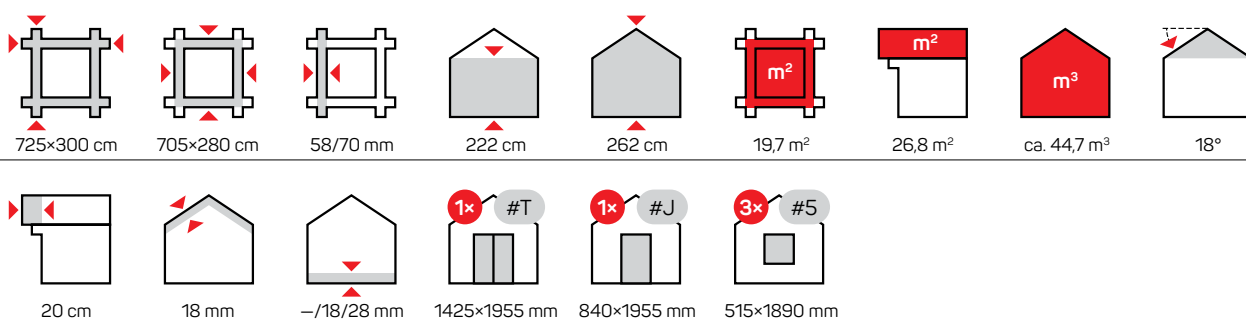
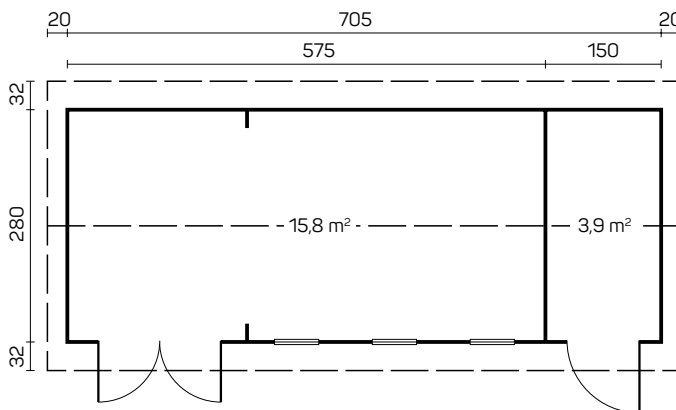




LEON A

Art 111128/111154

Premium



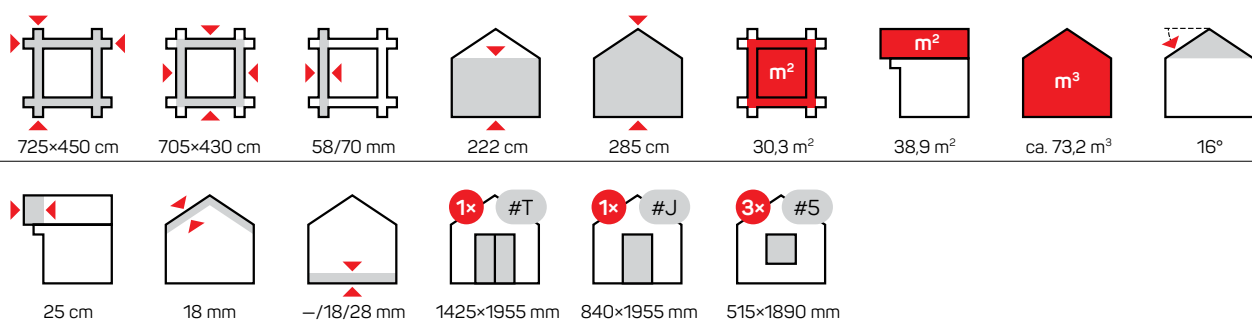
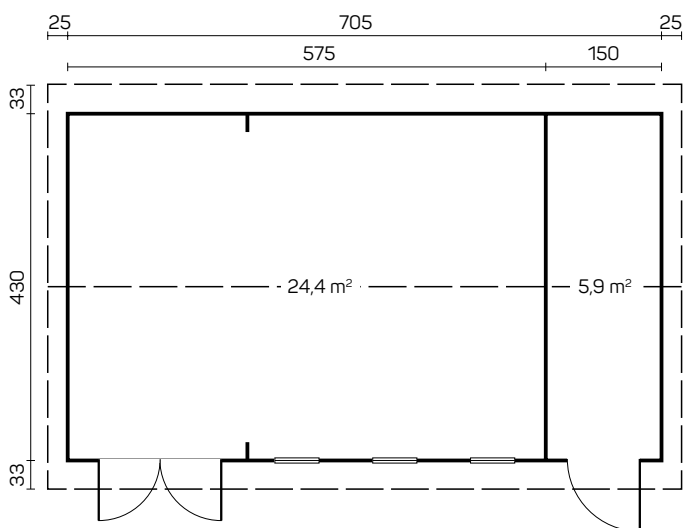


LEON B

Art 111170/111726



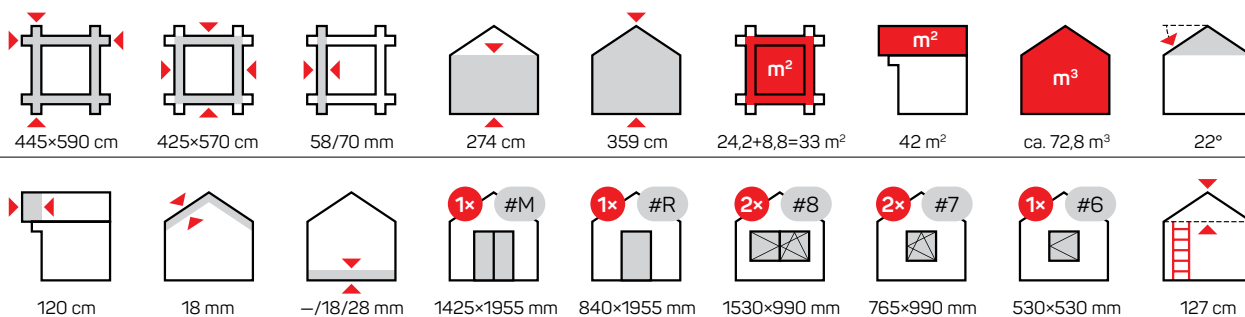
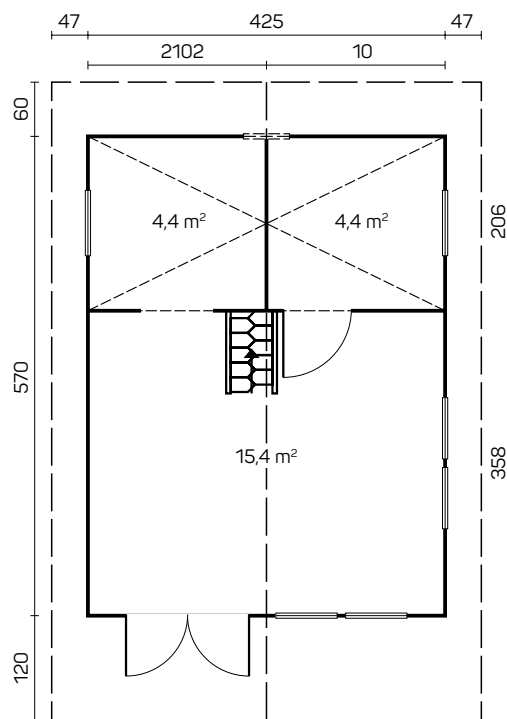
Premium





ALPINA

Art 111092/111140

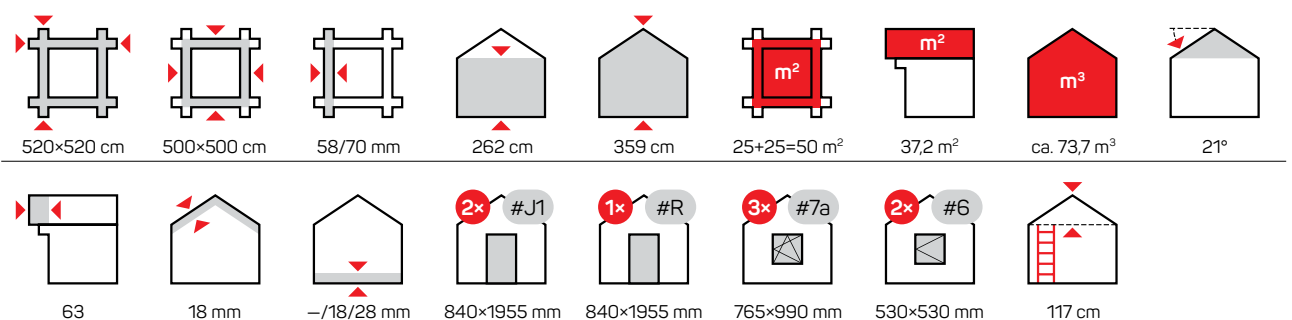
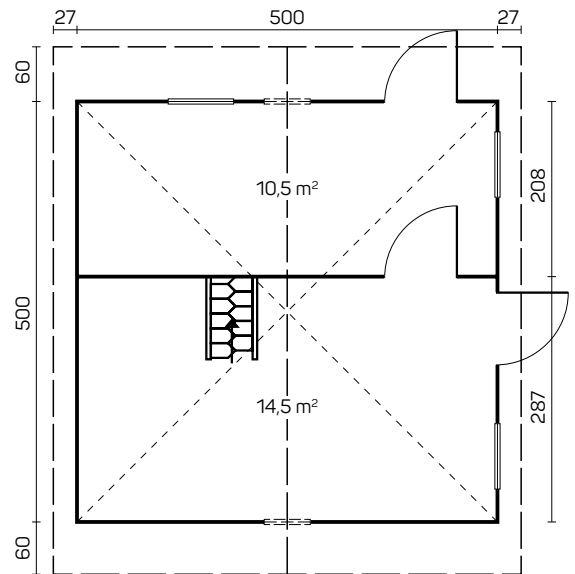


Premium



ANDORRA

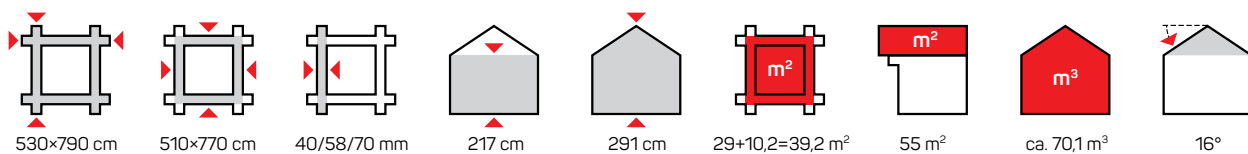
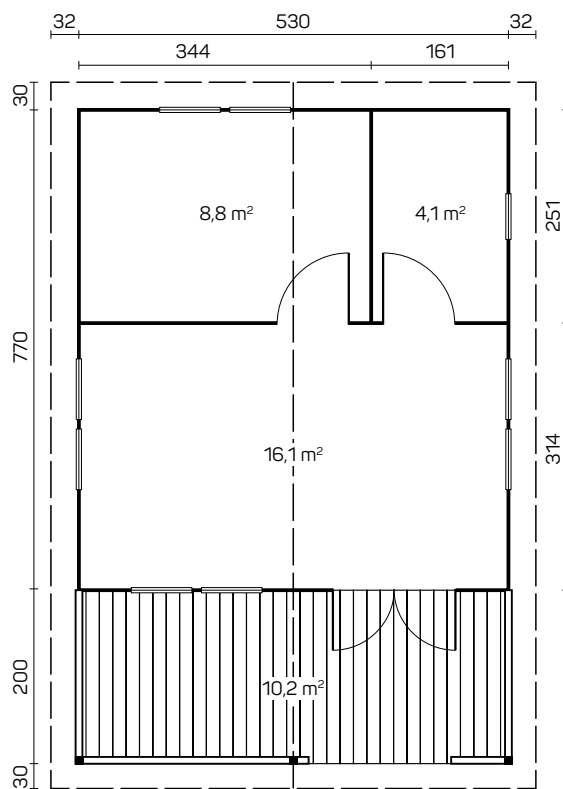
Art 111094/111141



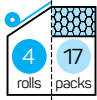


TORMES

Art 111404/111502/111703



Premium

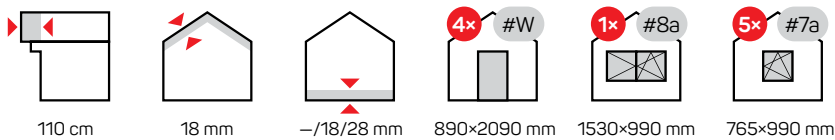
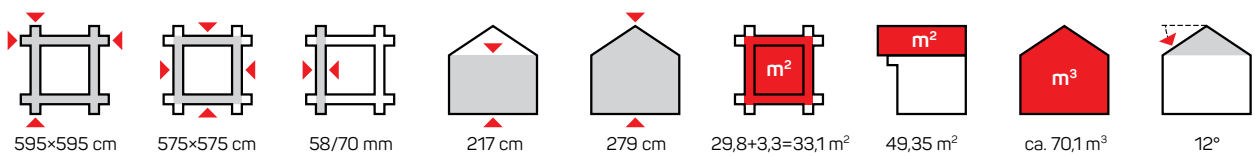
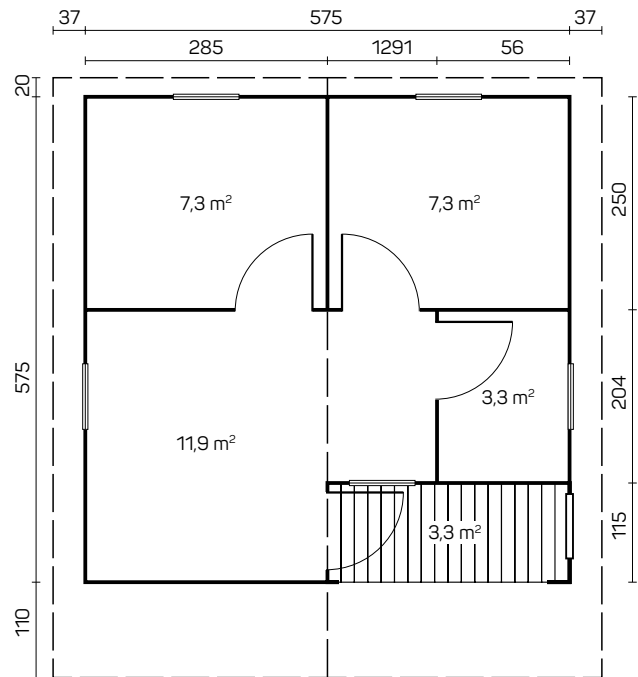


REUS

Art 111077/111155



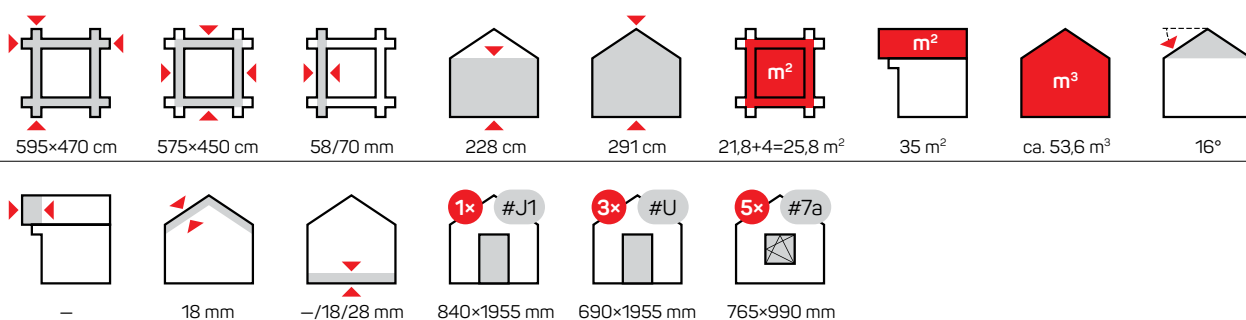
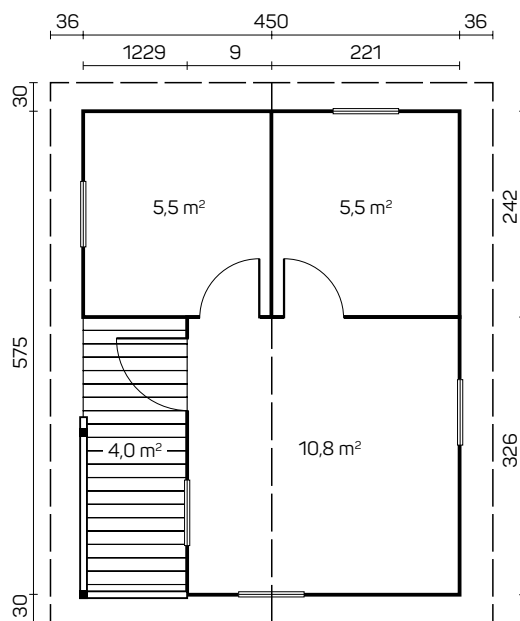
Premium





VERONA

Art 111125/111191



Premium

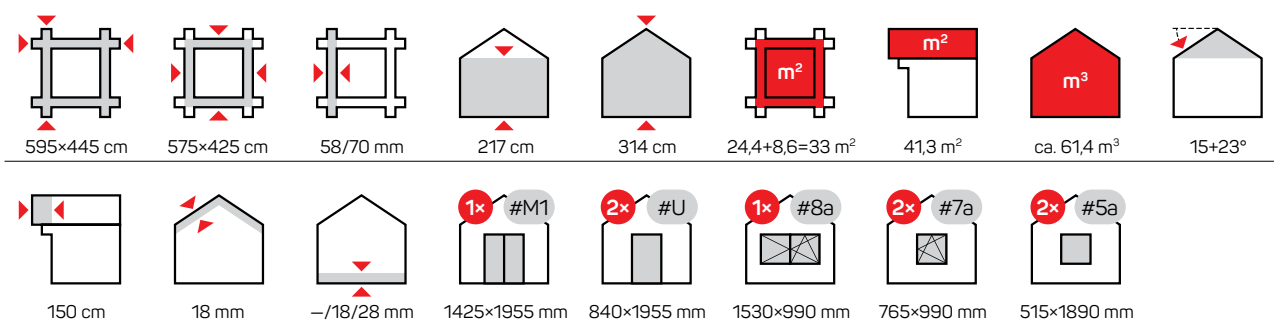
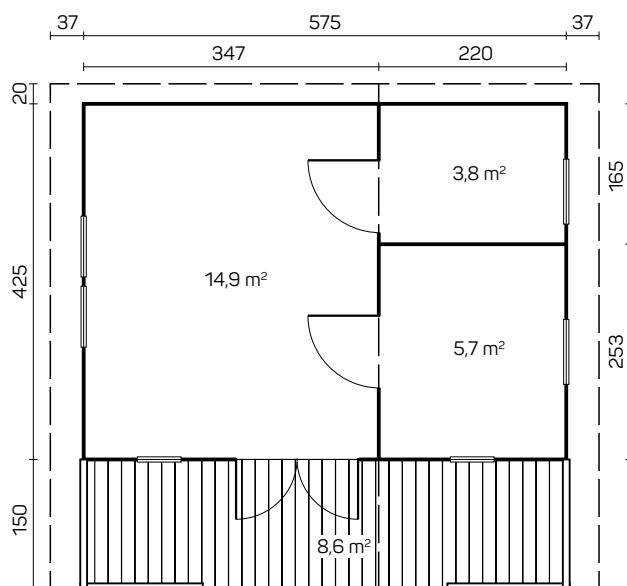


MONVISO

Art 111124/111190



Premium



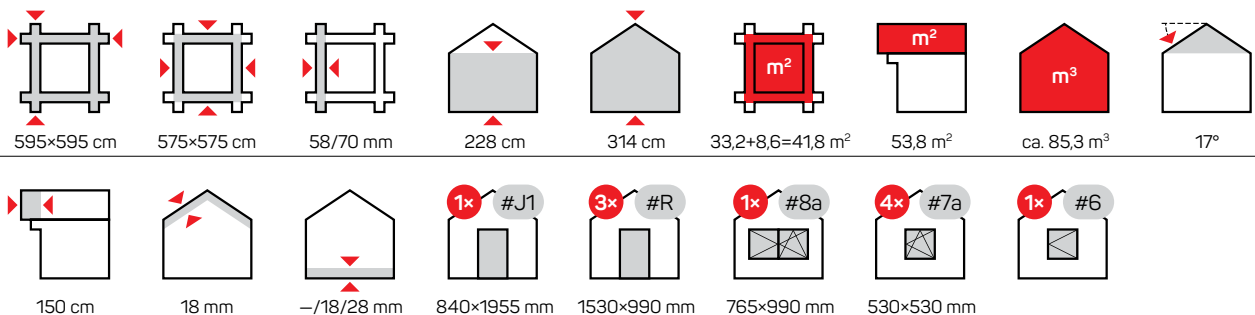
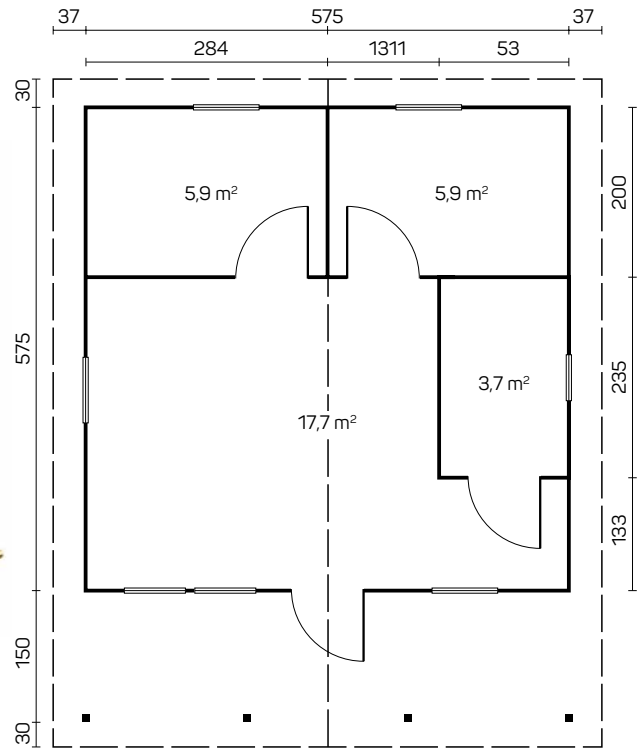


PADOVA

Art 111172/111193



Premium



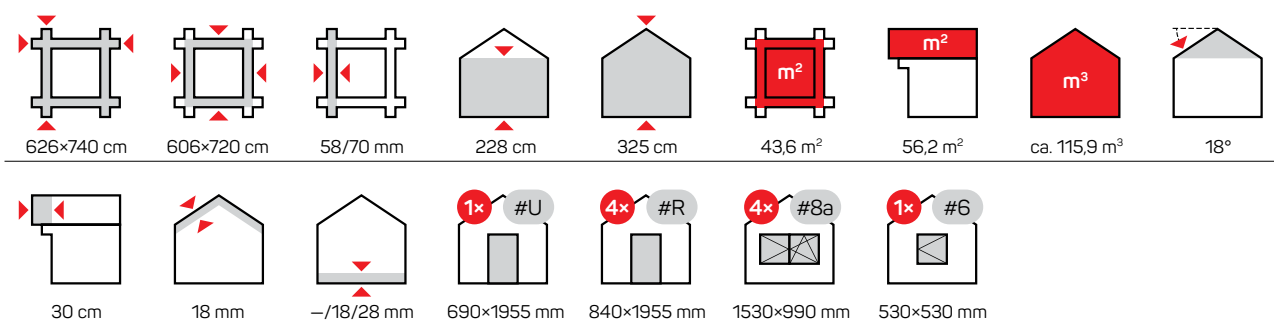
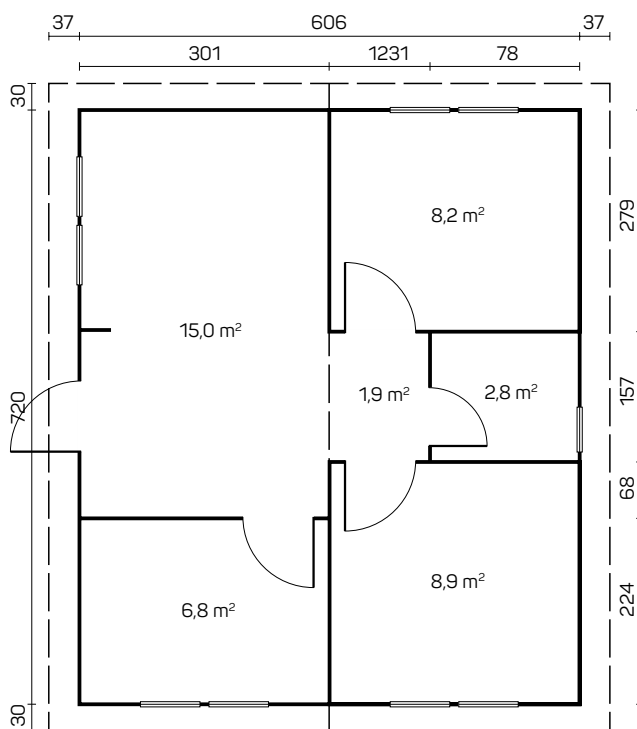


MARIA

Art 111523/111731



Premium



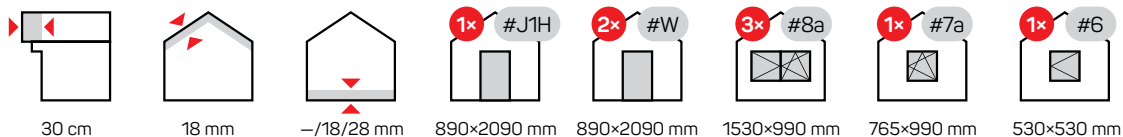
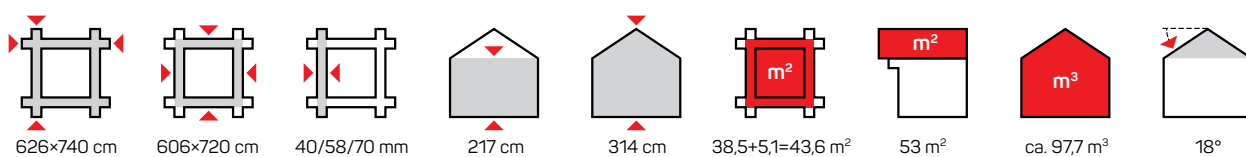
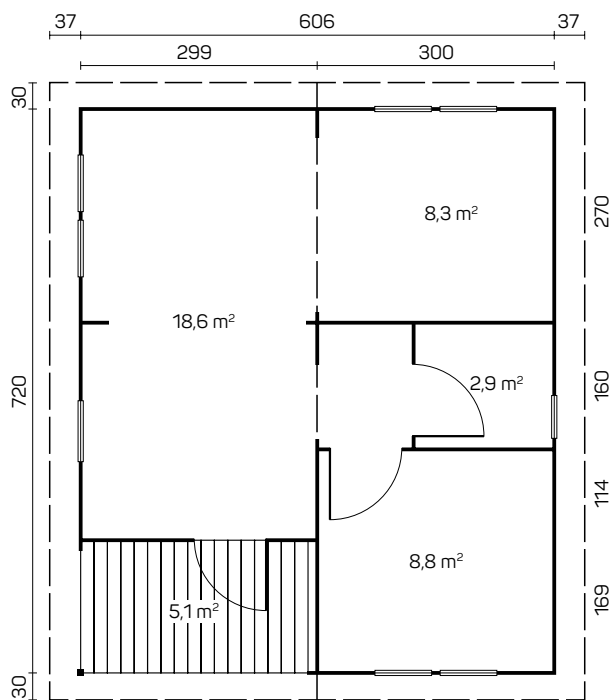


ARLANZON A

Art 111407/111505/111708



Premium



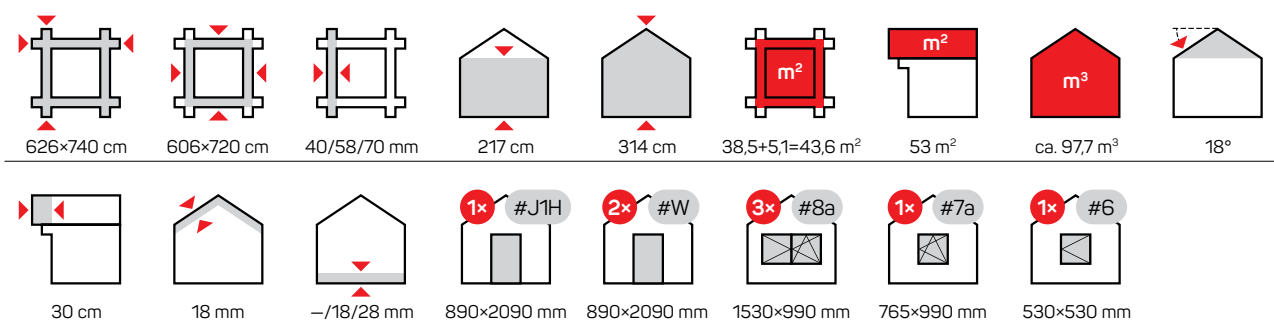
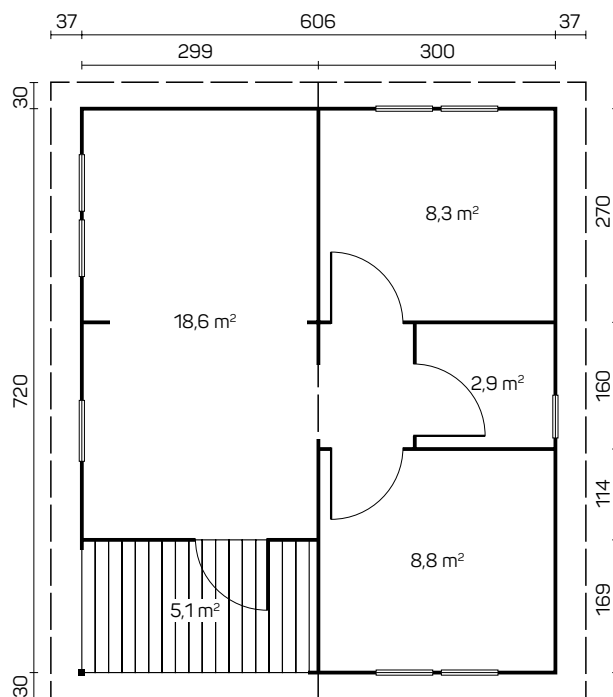


ARLANZON B

Art 111408/111506/111709



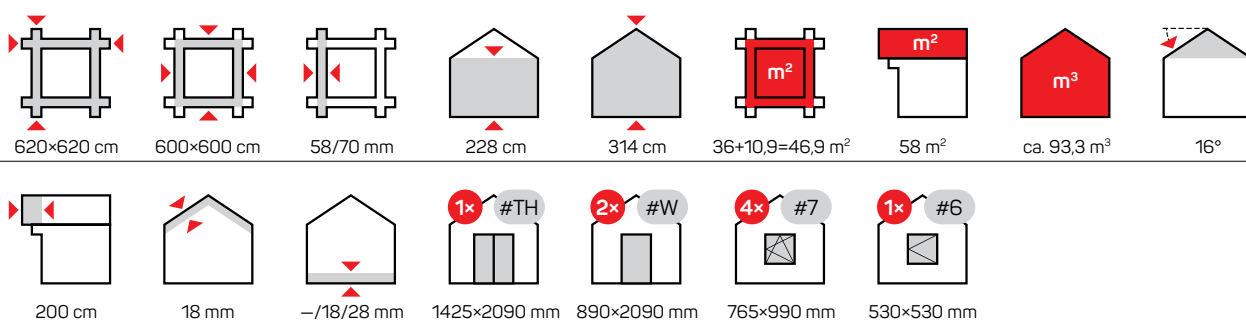
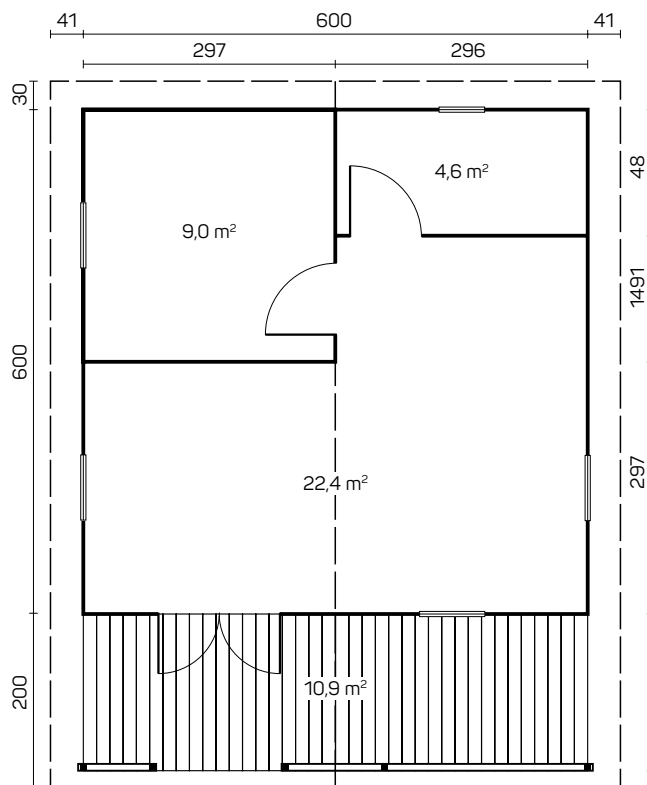
Premium





PETRA

Art 111129/111156



Premium

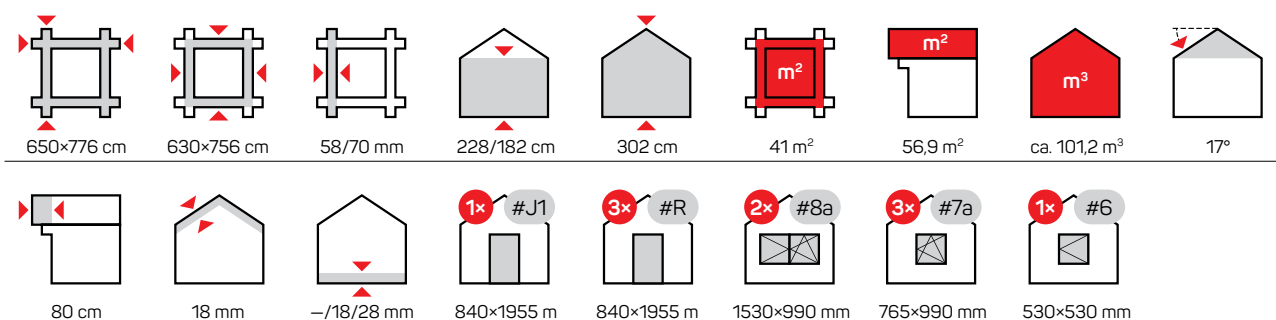
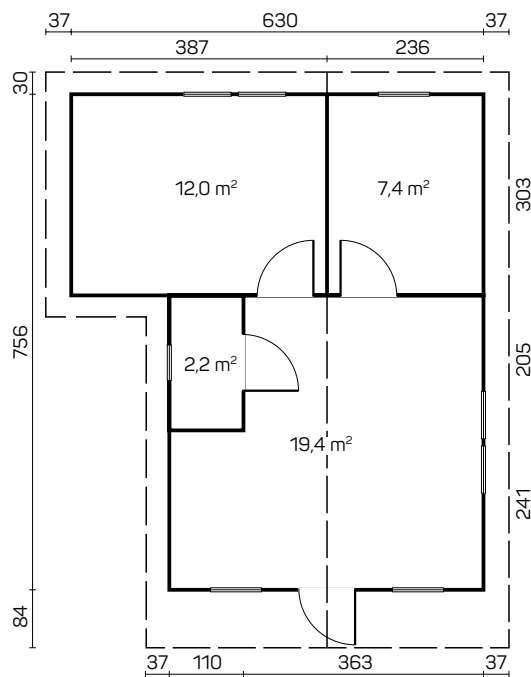


CERVINO

Art 111173/111194



Premium

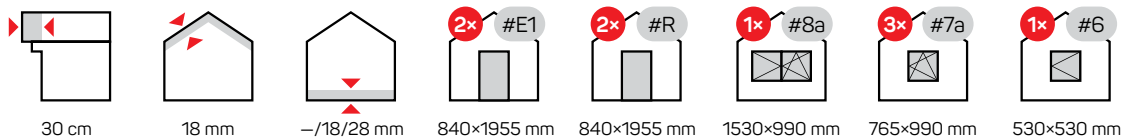
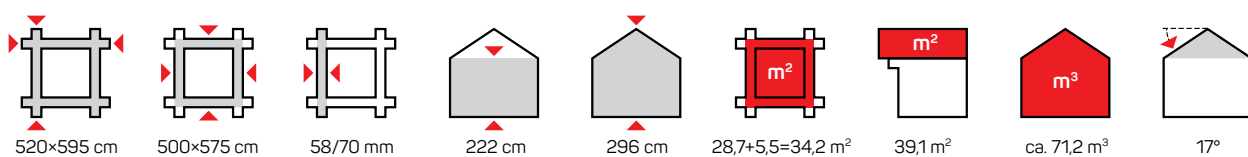
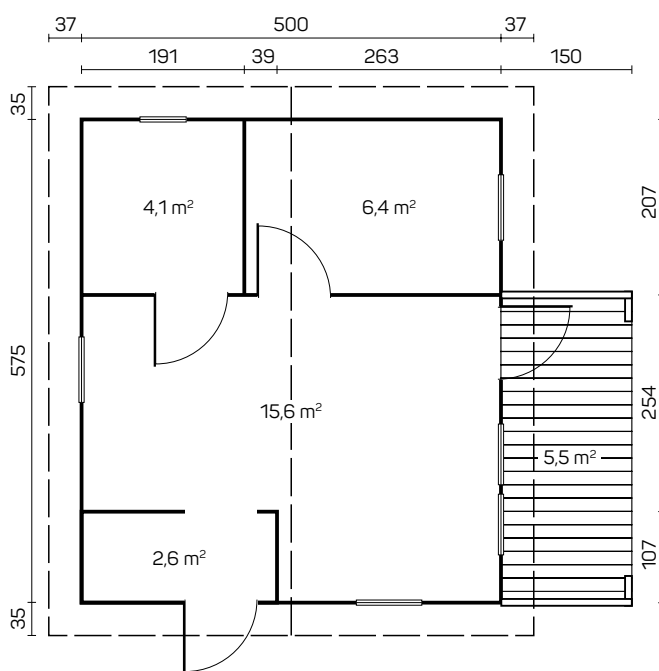




TORINO

Art 111171/111192

Premium



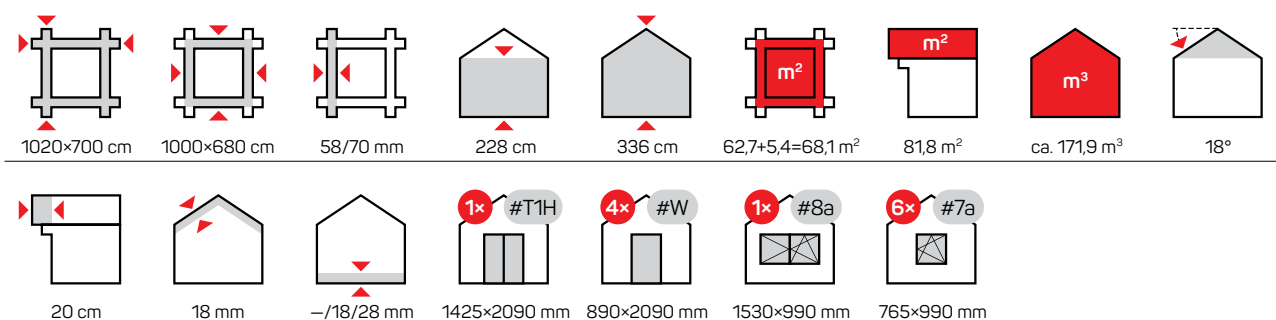
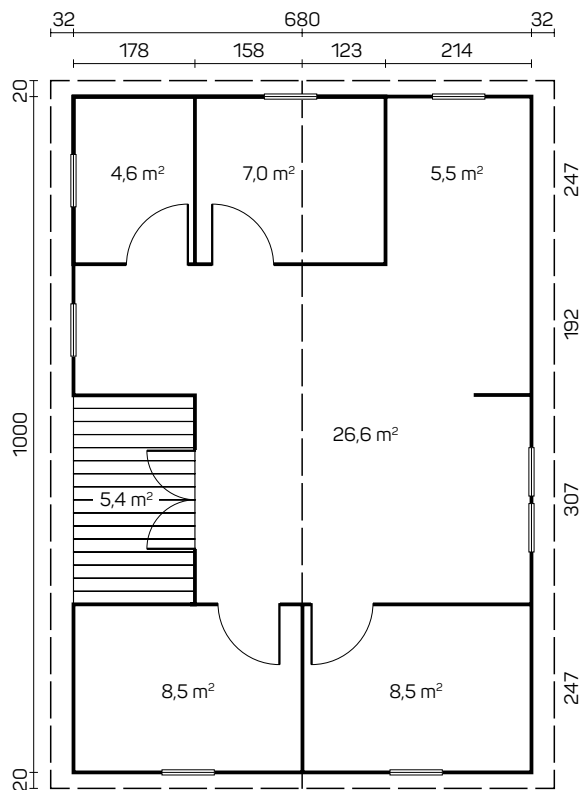



URSULA

Art 111175/111196



Premium



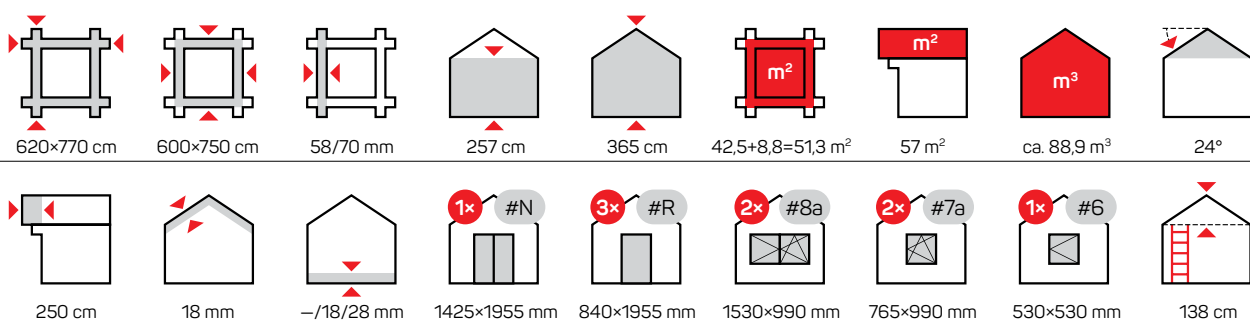
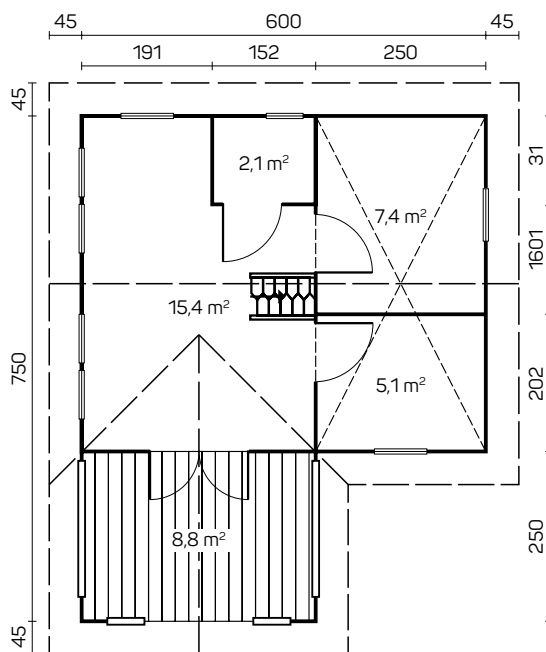


VALENCIA A

Art 111122/111148



Premium

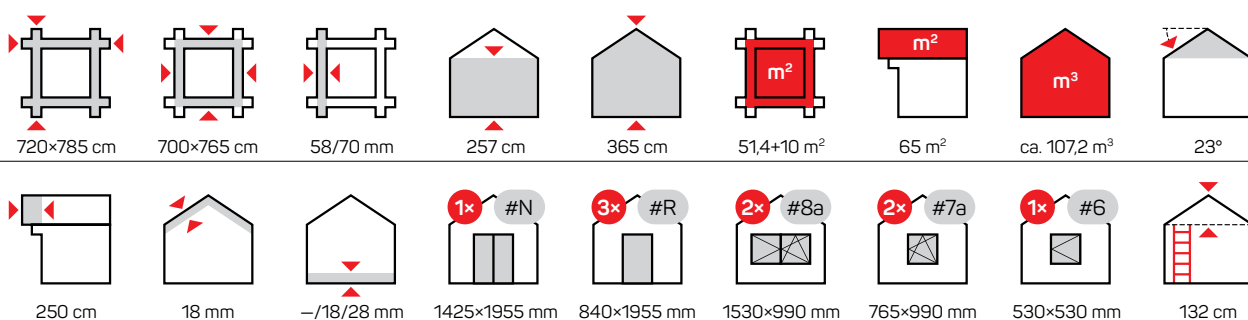
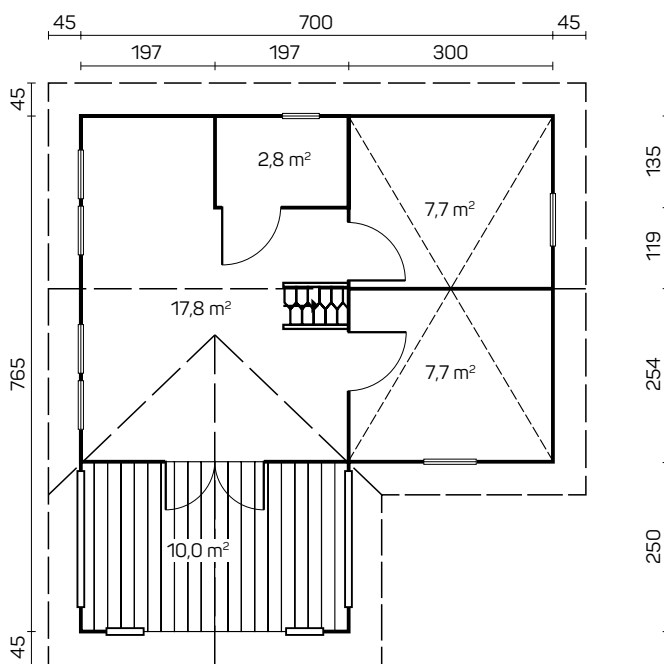




VALENCIA B

Art 111123/111149

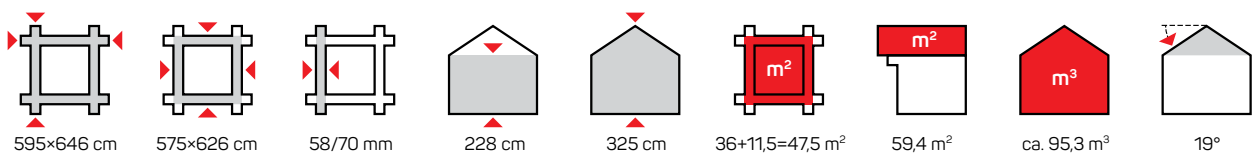
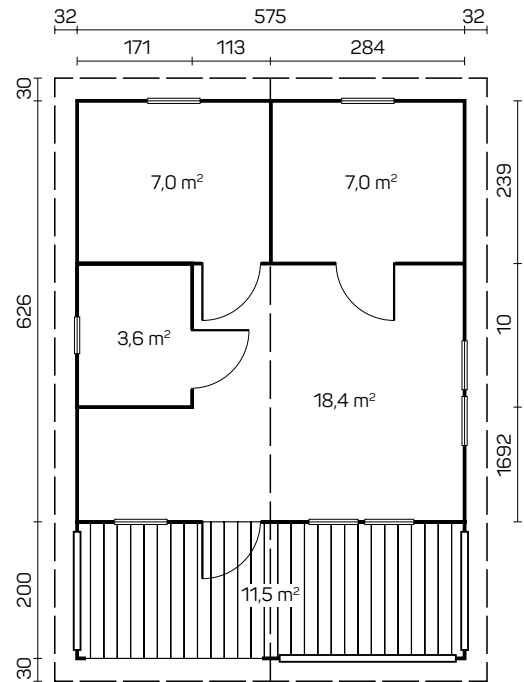
Premium





TOLEDO A

Art 111118/111144



Premium

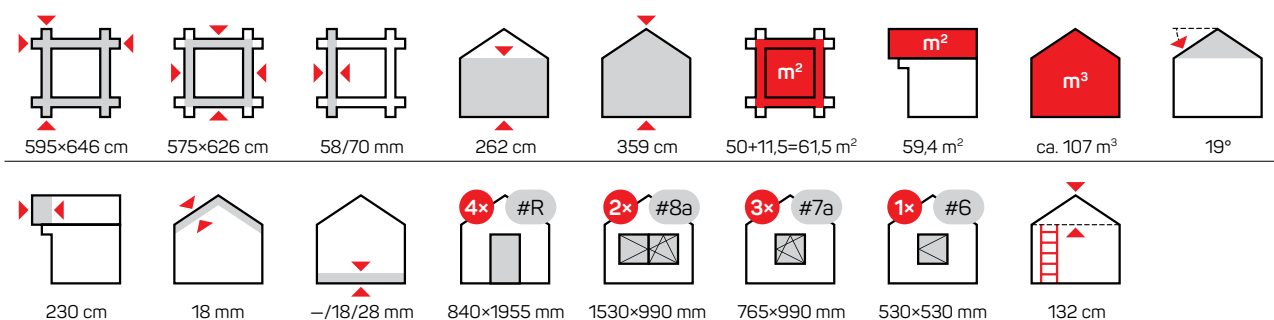
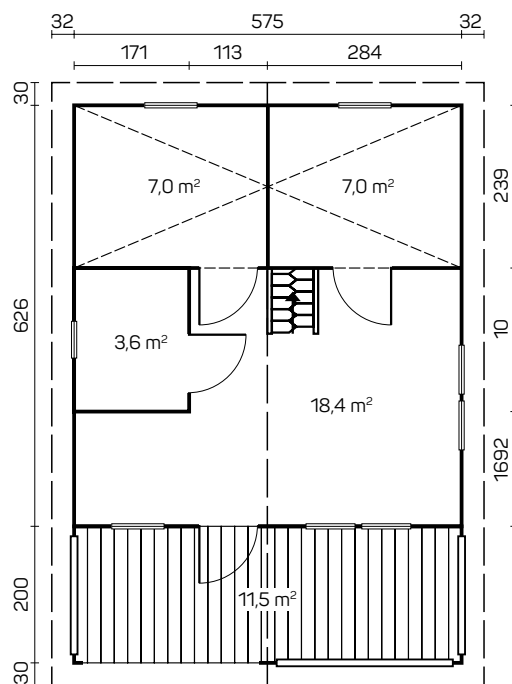


TOLEDO B

Art 111119/111145



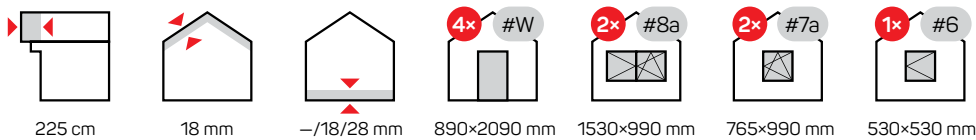
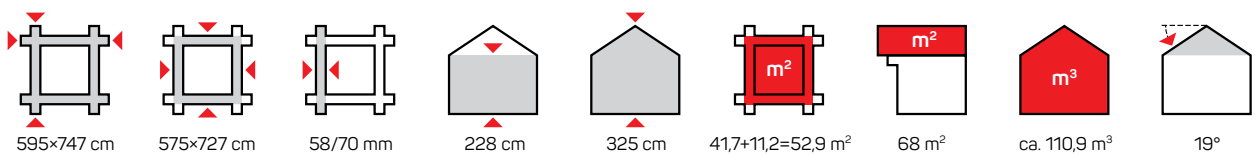
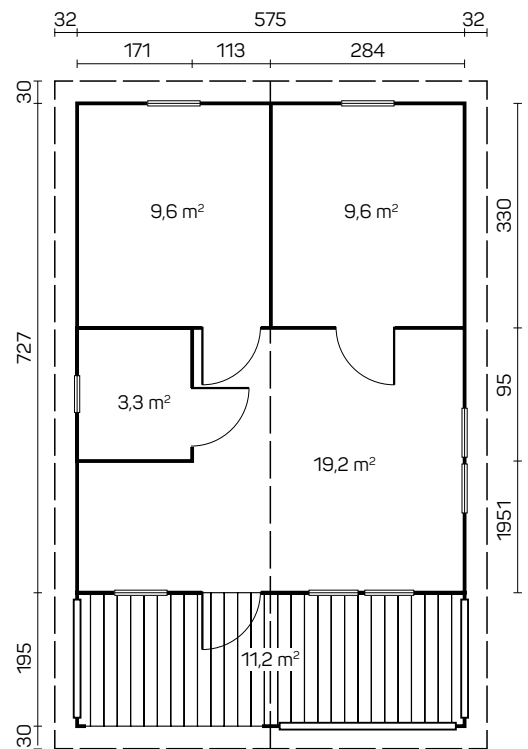
Premium





TOLEDO C

Art 111120/111146



Premium

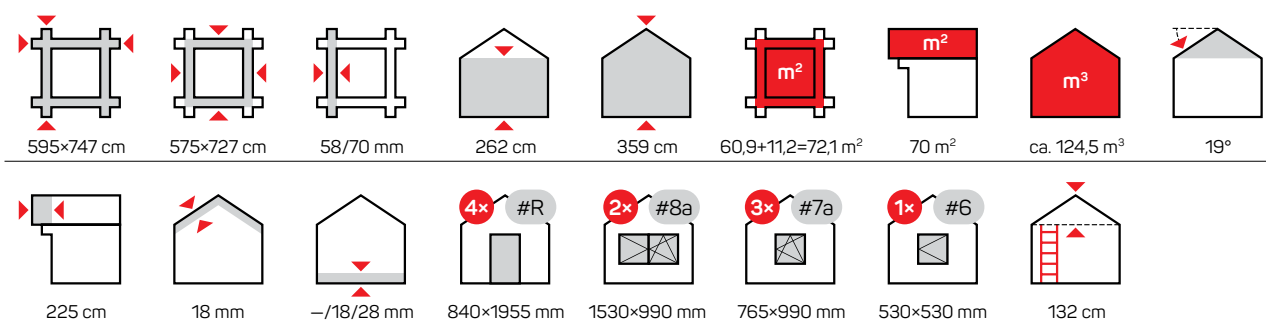
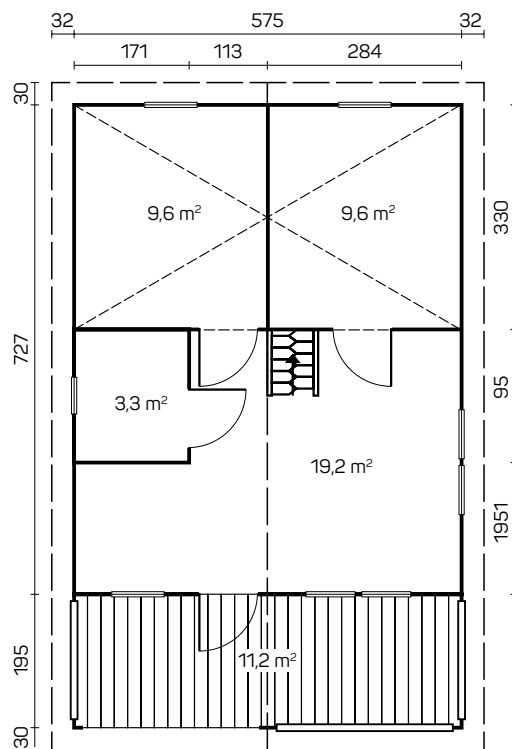


TOLEDO D

Art 111121/111147



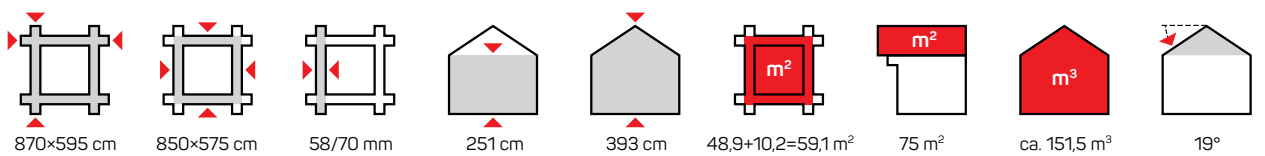
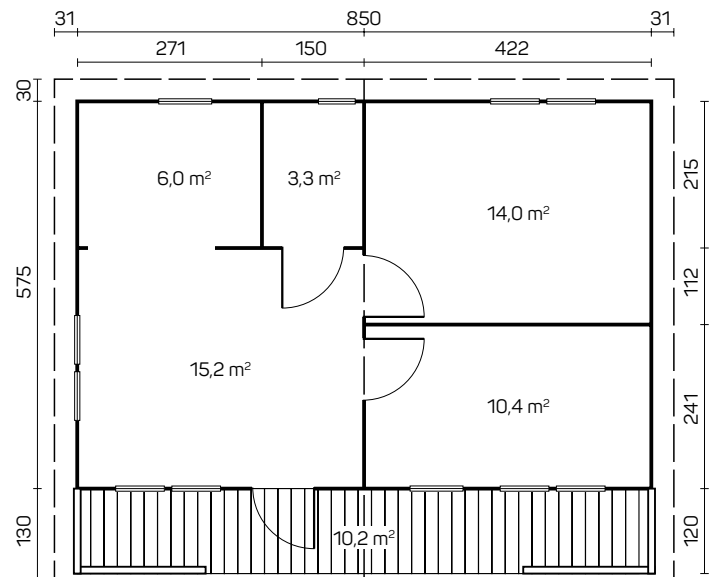
Premium





MOTRIL

Art 111132/111159

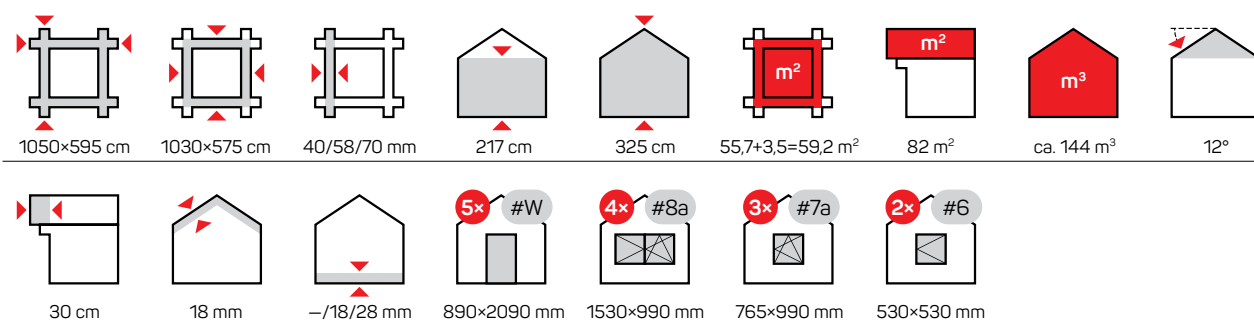
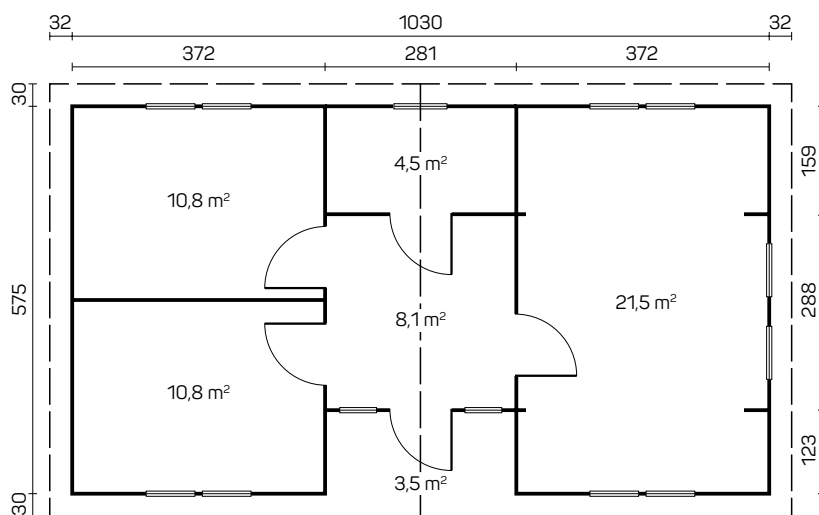


Premium

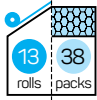


KRISTI

Art 111401/111513/111716

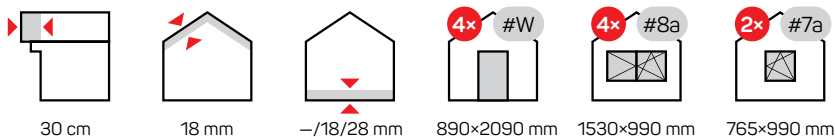
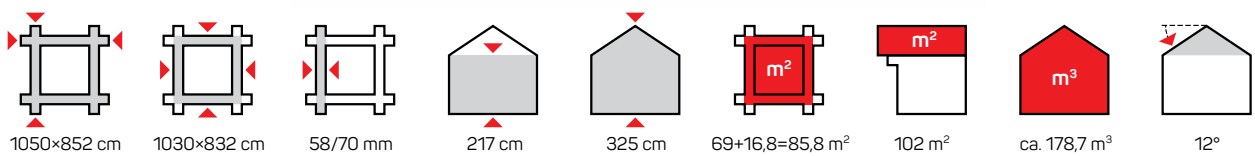
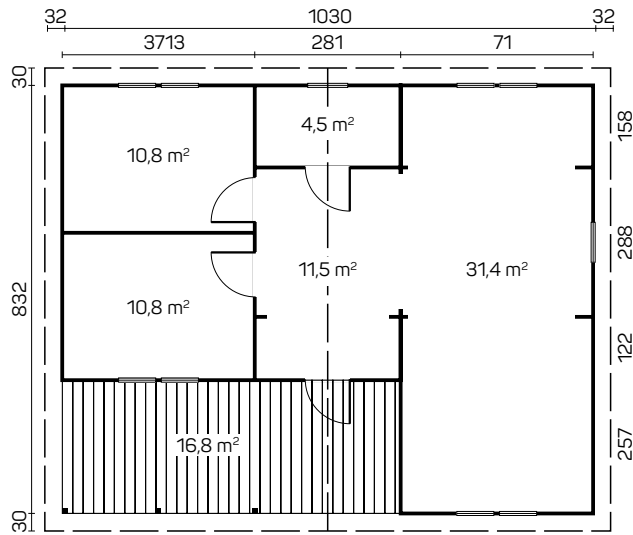


Premium



KRISTINA

Art 111150/111729



Premium

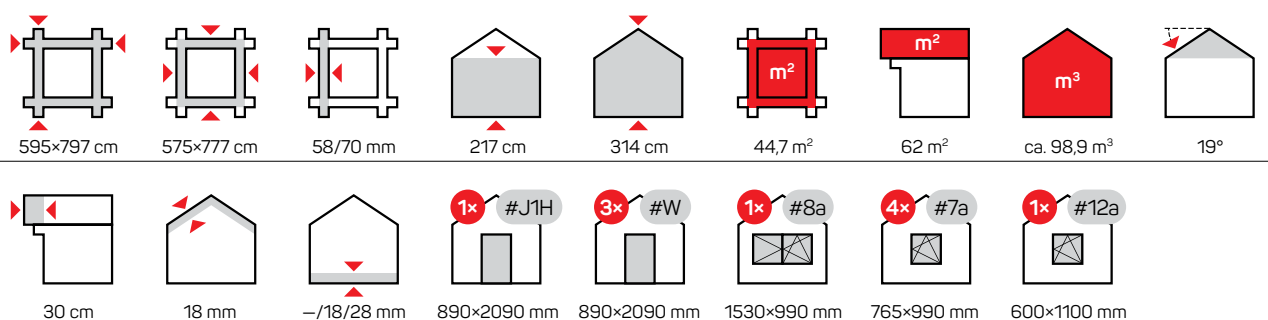
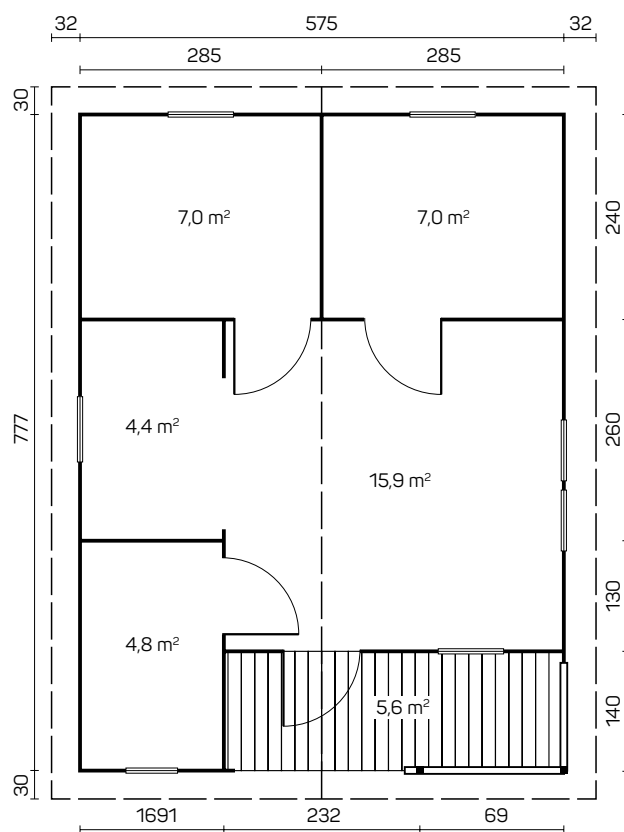


ALMERIA A

Art 111126/111152



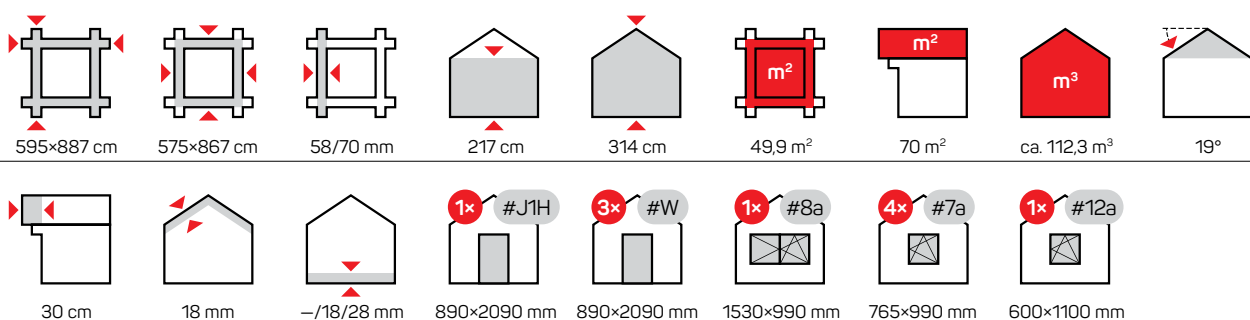
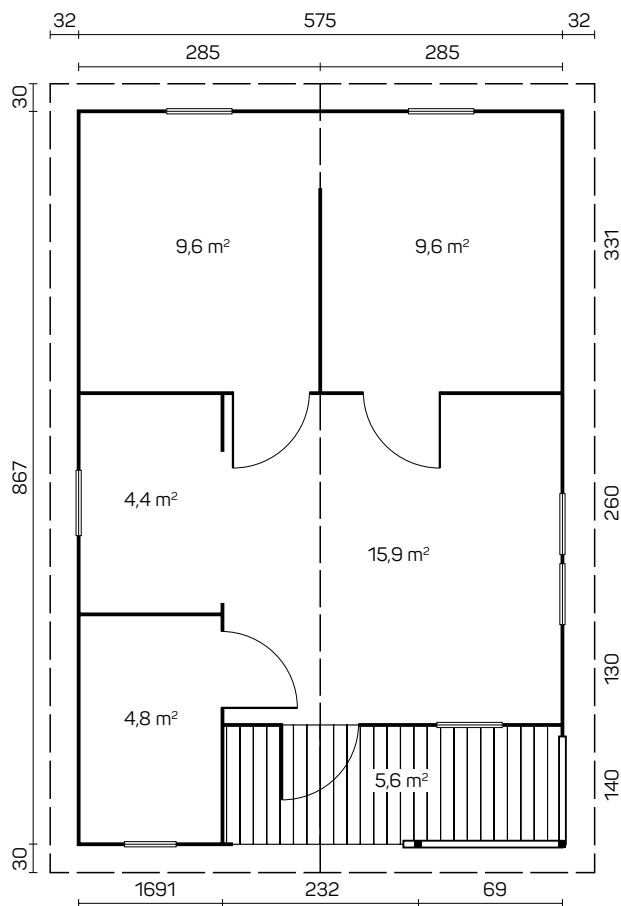
Premium





ALMERIA B

Art 111127/111153



Premium

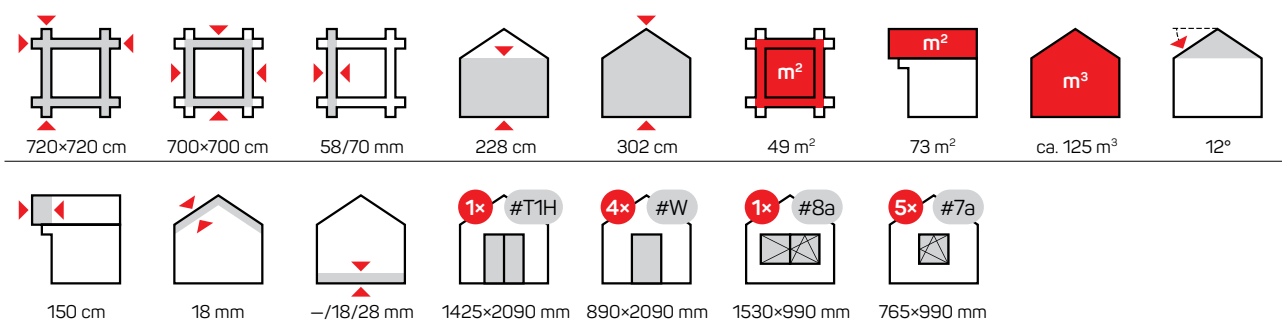
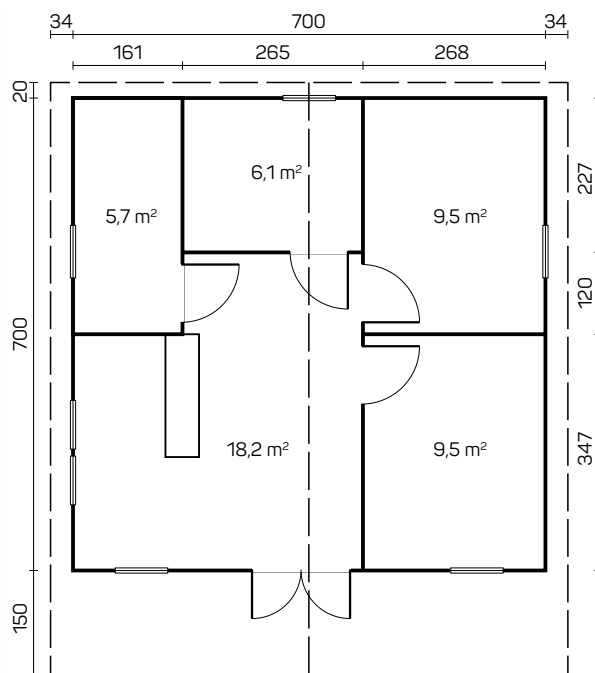


PALMA

Art 111130/111157



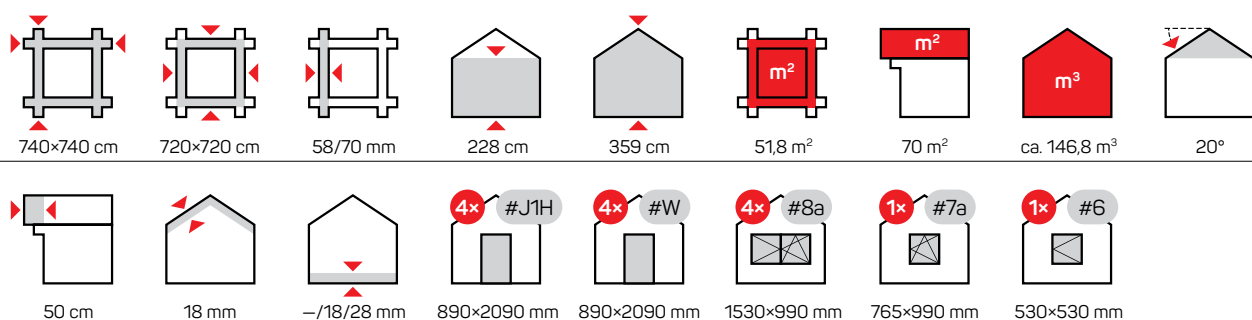
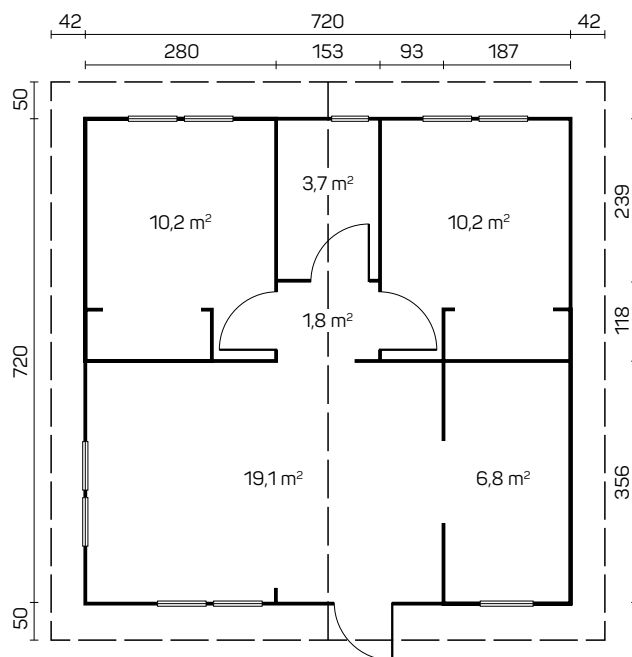
Premium





TIPO

Art 111131/111158

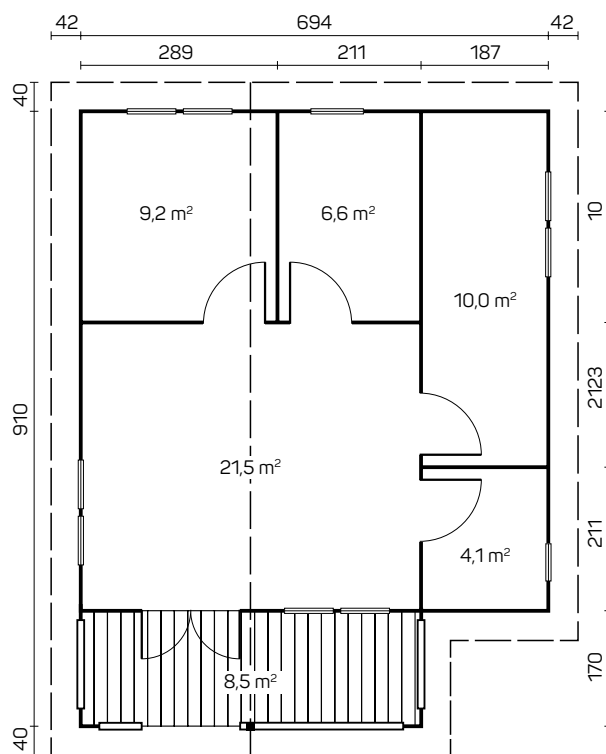


Premium

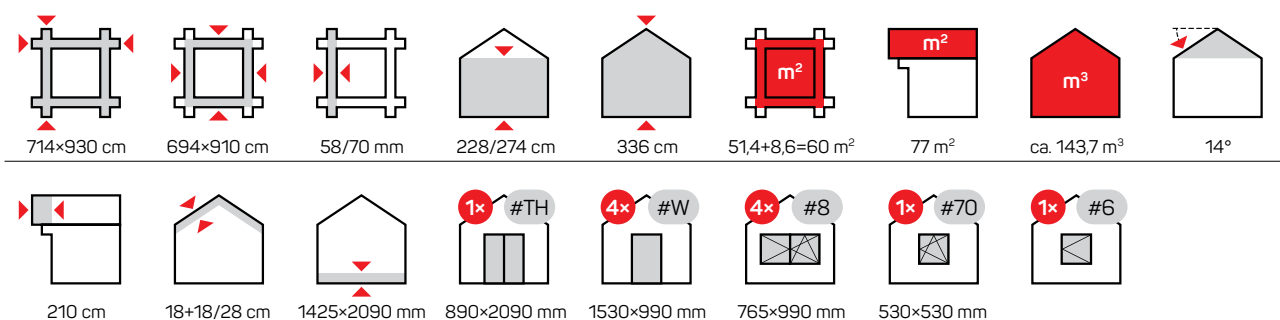


MANZANARES

Art 111507/111710



Premium



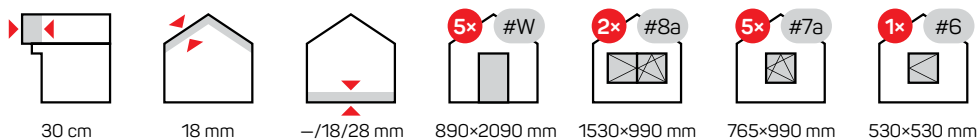
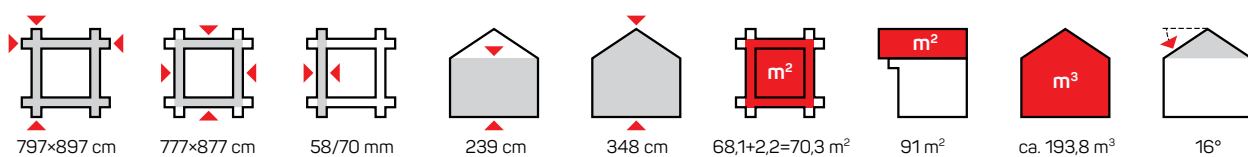
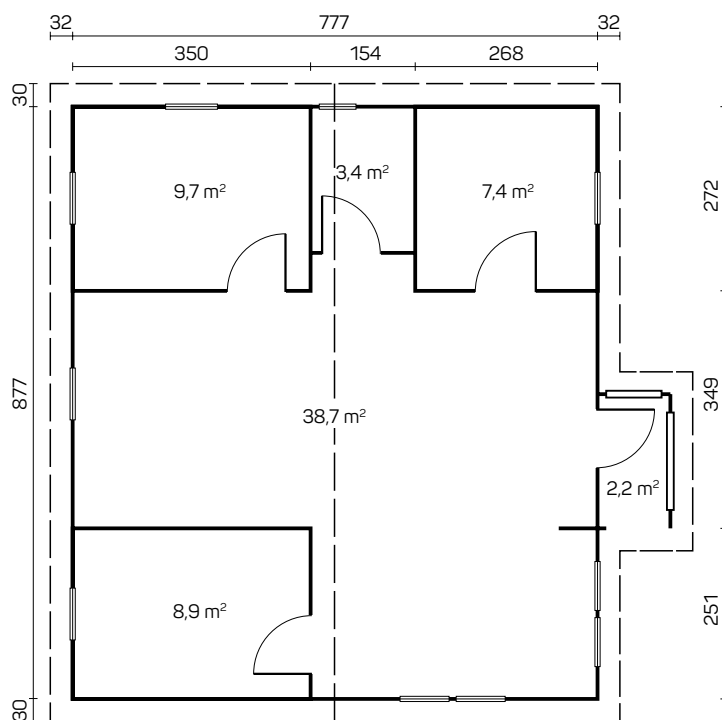


ESTONIA

Art 111508/111712



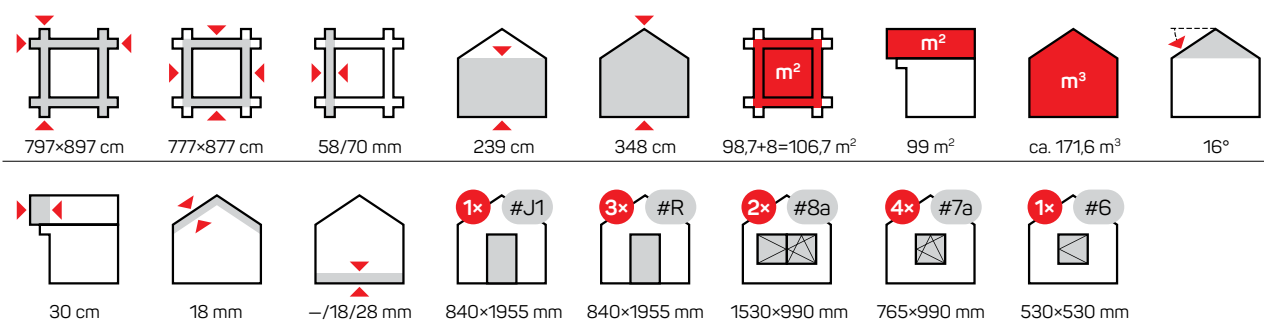
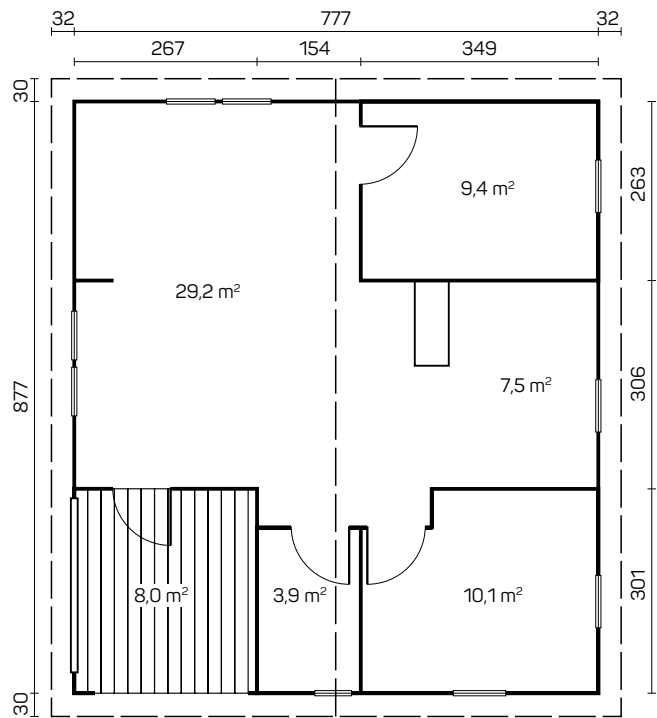
Premium





RIGA

Art 111509/111713

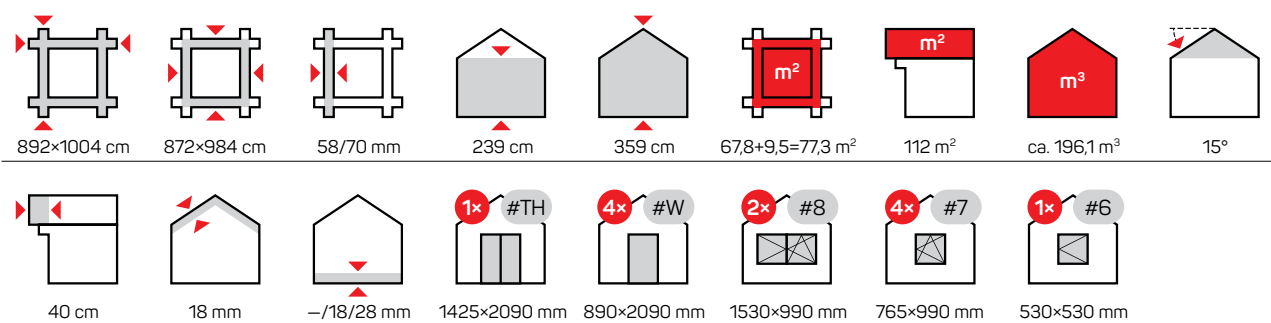
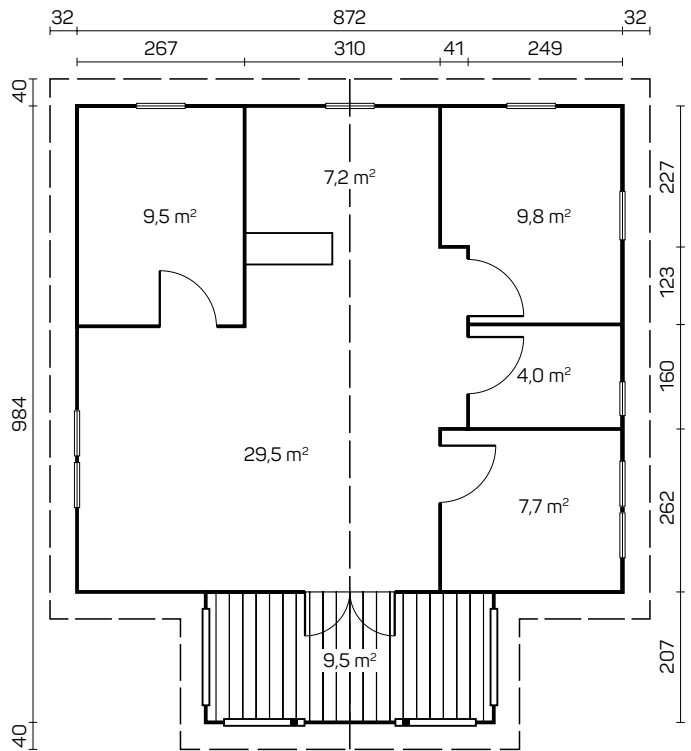


Premium



RUSIA

Art 111510/111714

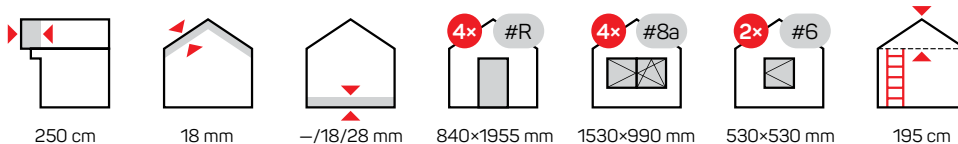
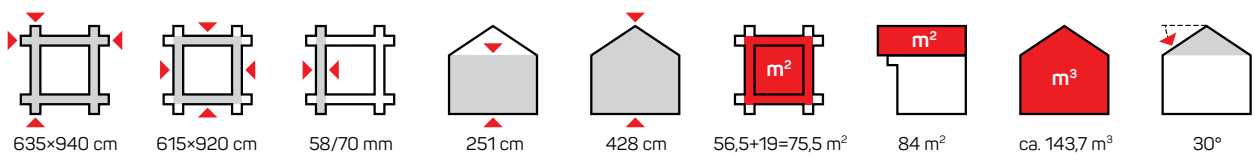
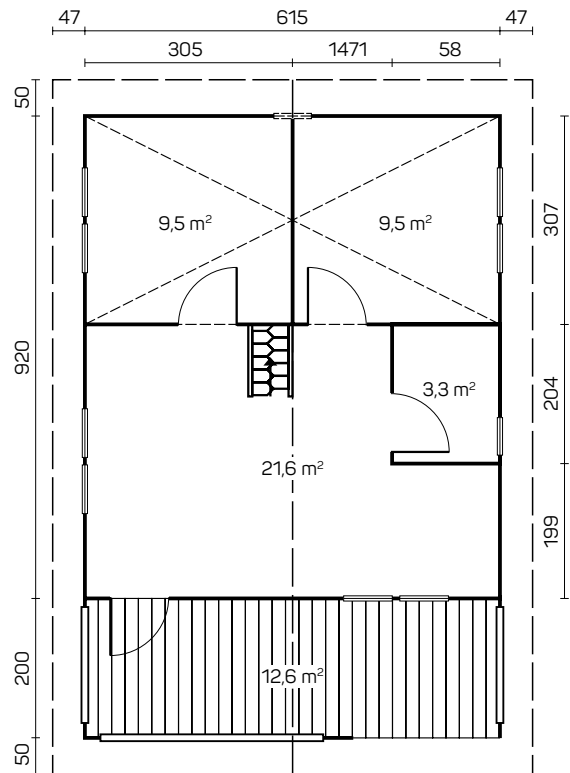


Premium



EUROPA

Art 111151/111730



Premium

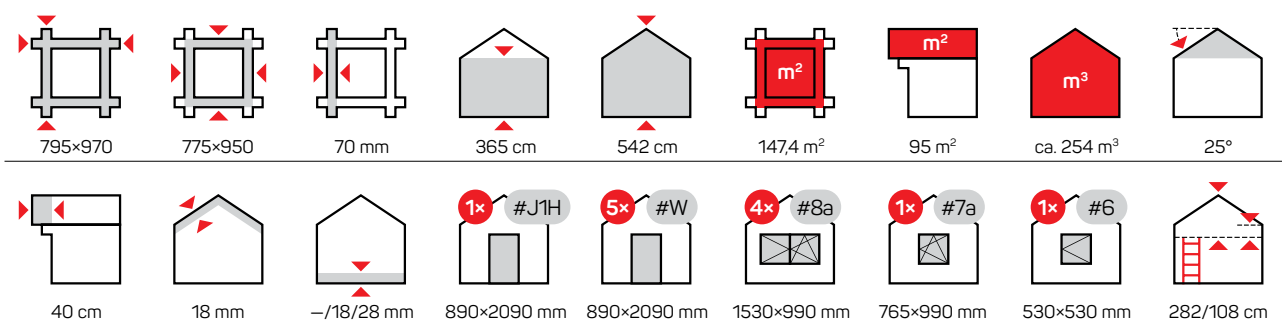
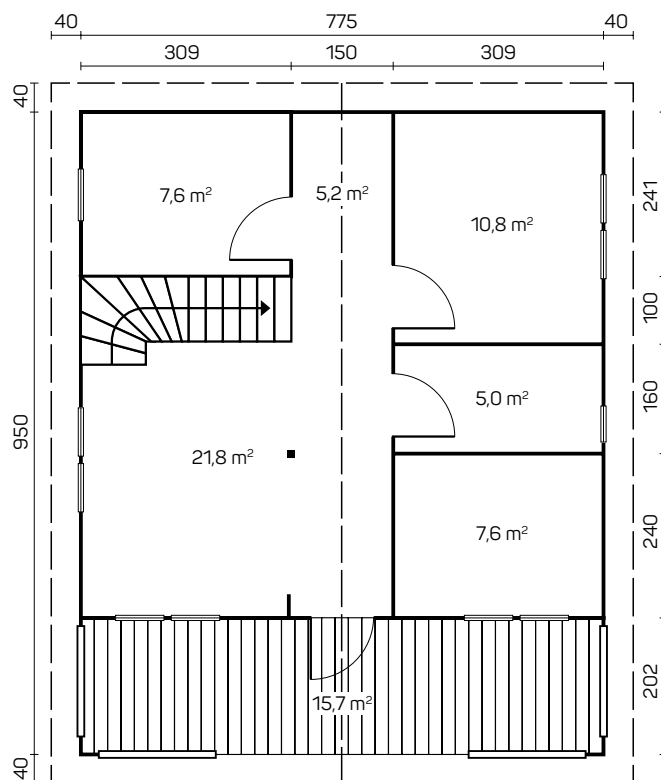


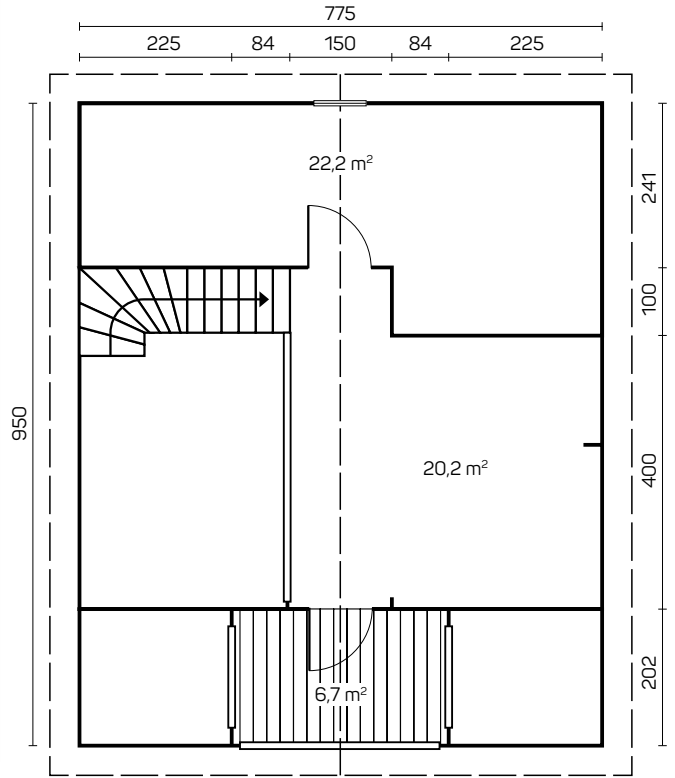
SERENA

Art 111711



Premium





Premium



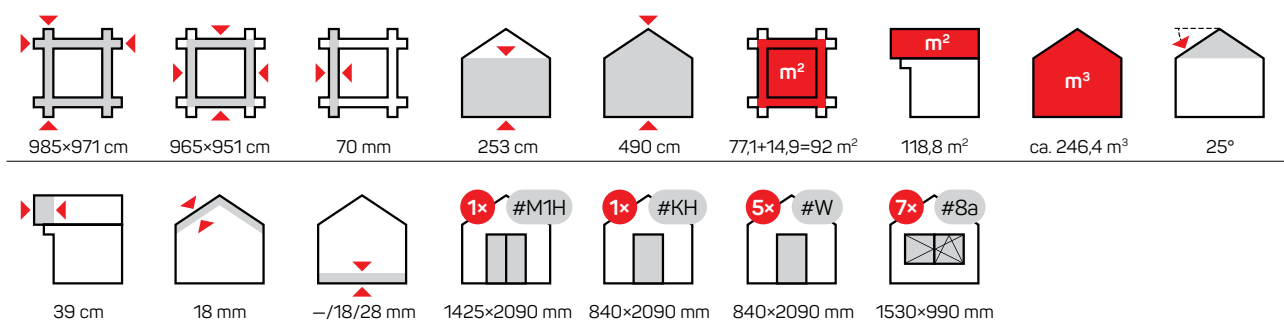
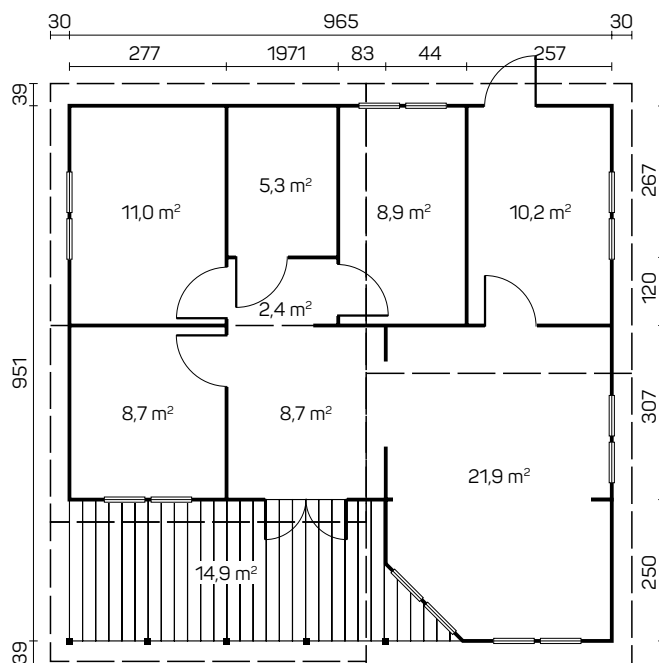


VIGO

Art 111727



Premium



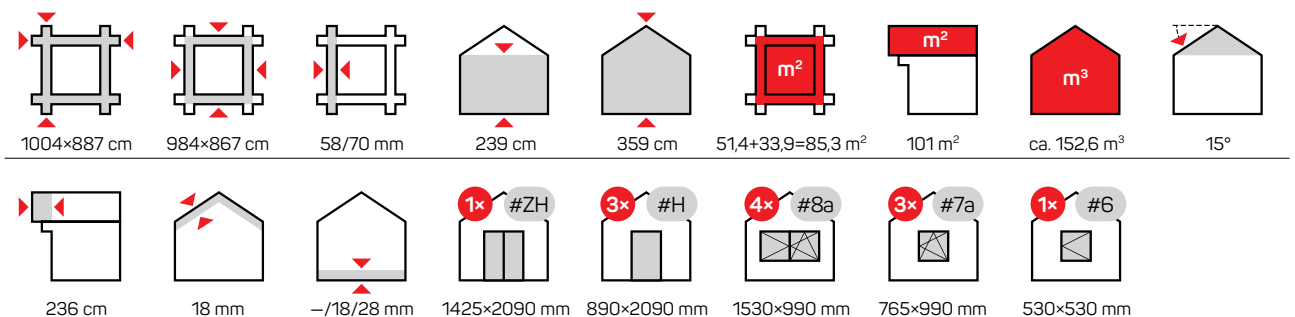
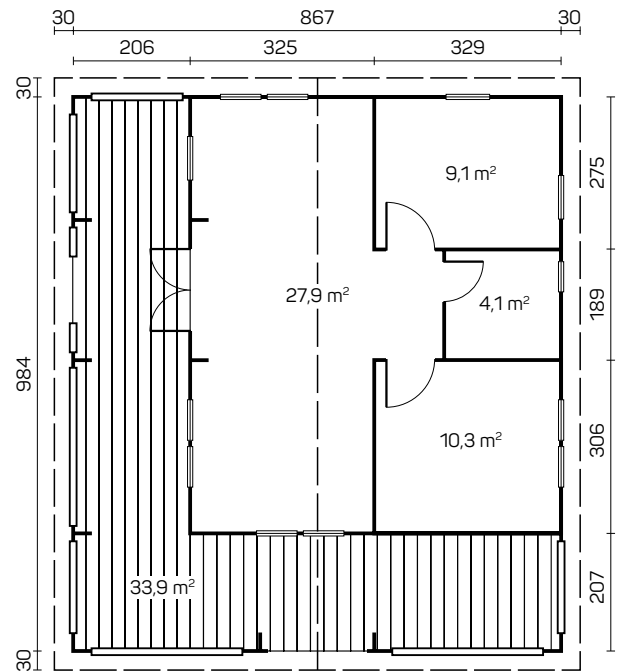


RIOPAS

Art 111512/111701



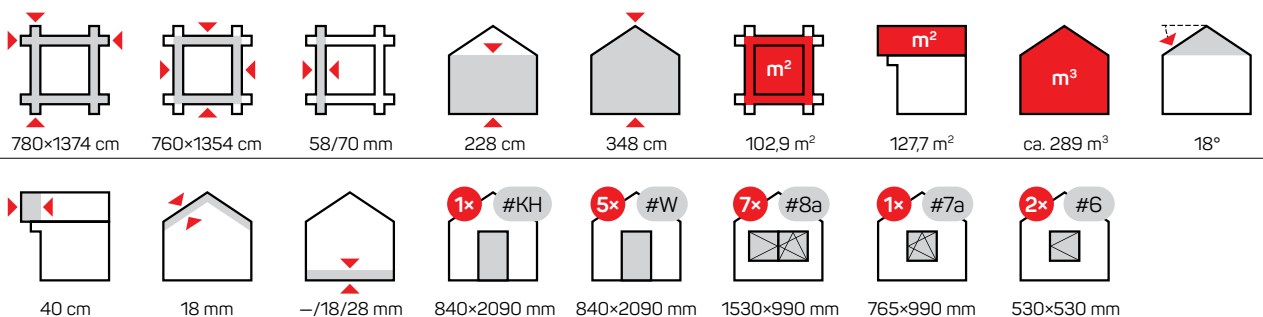
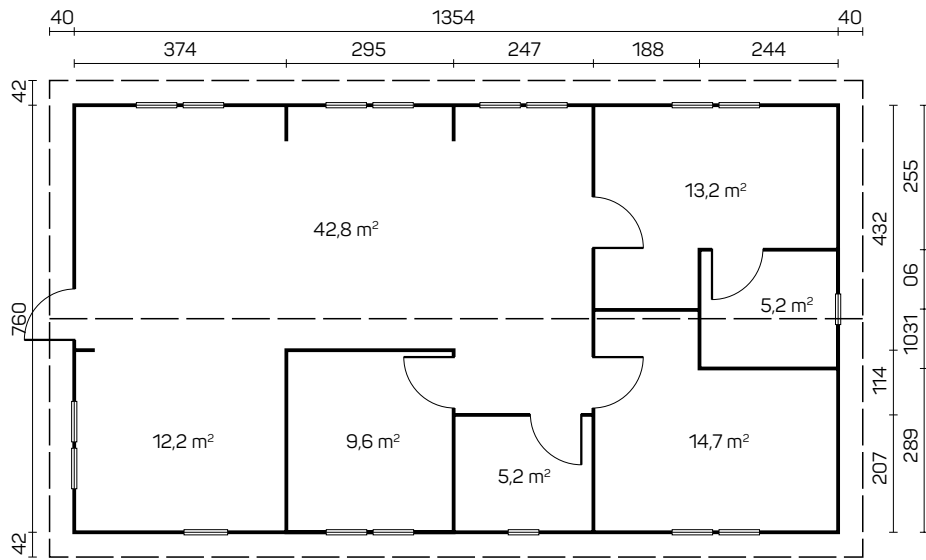
Premium

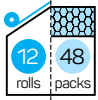




TRENTO

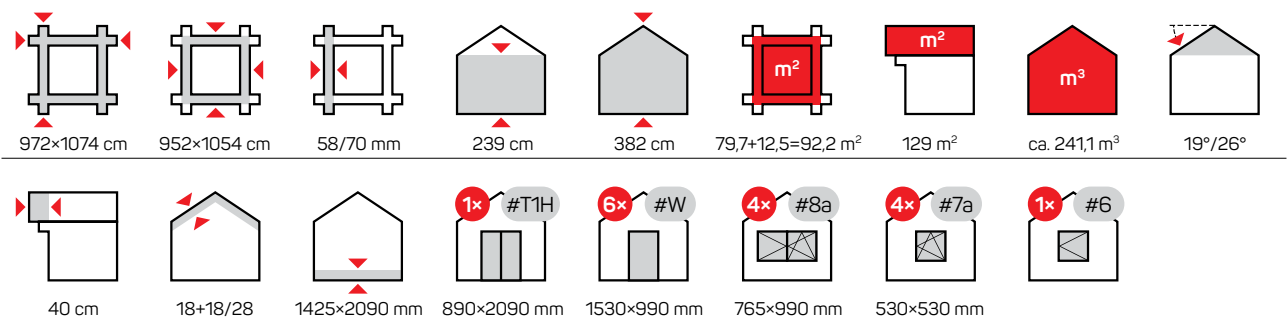
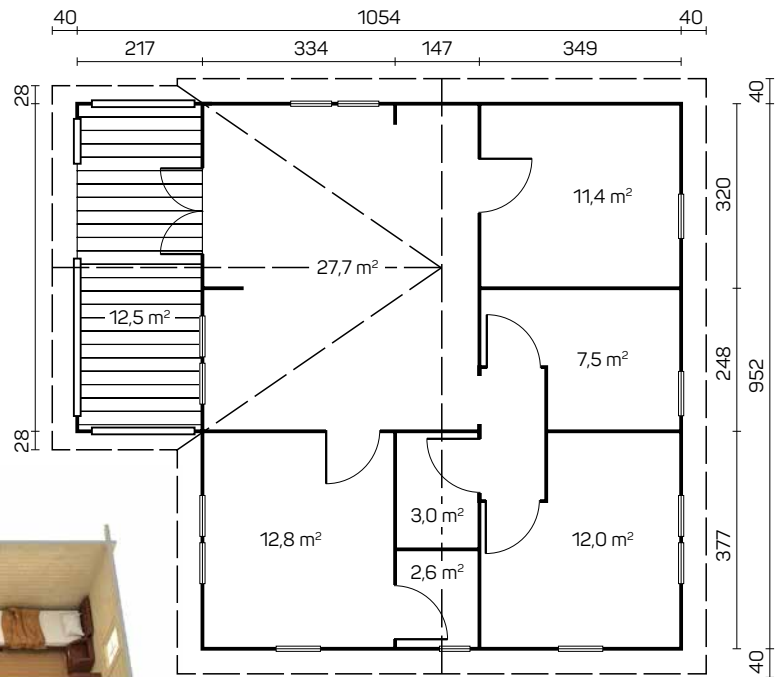
Art 111549/111755





LETONIA

Art 111511/111715



Premium

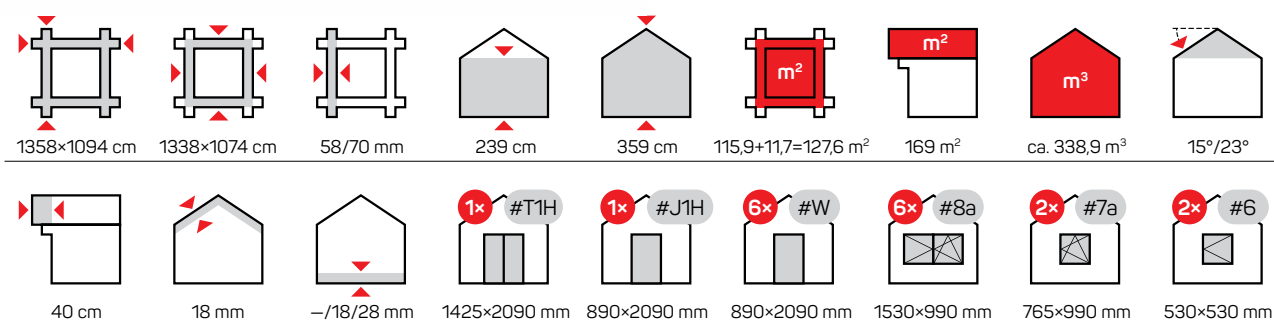
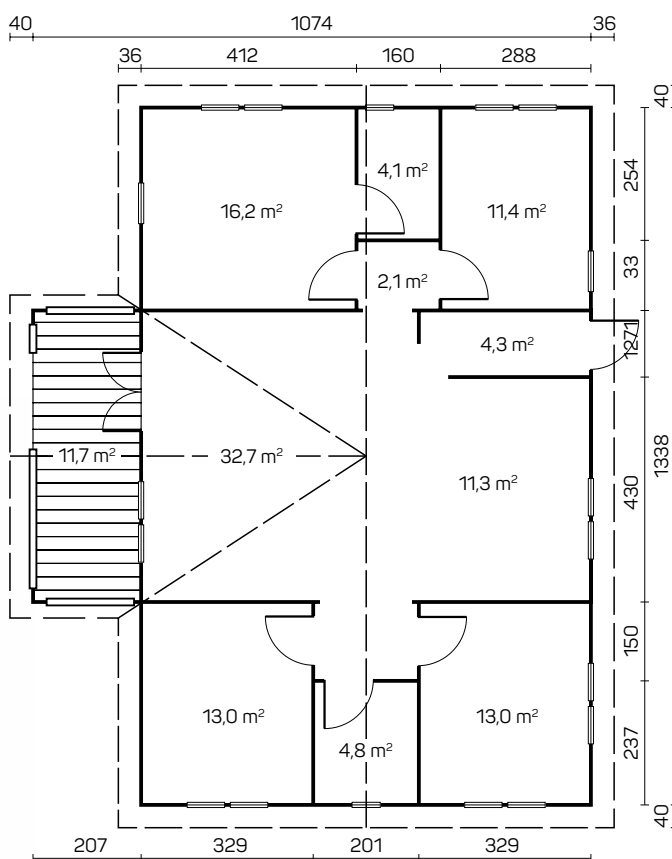


FINLANDIA


Art 111514/111717



Premium



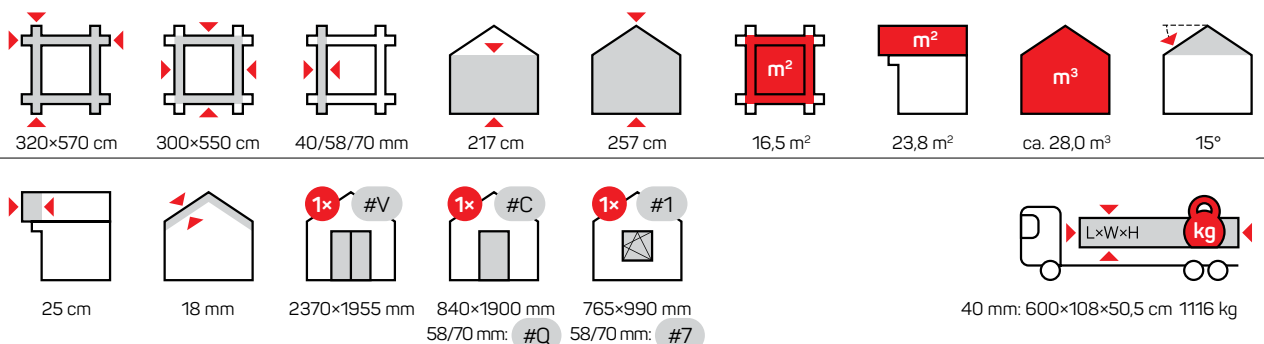
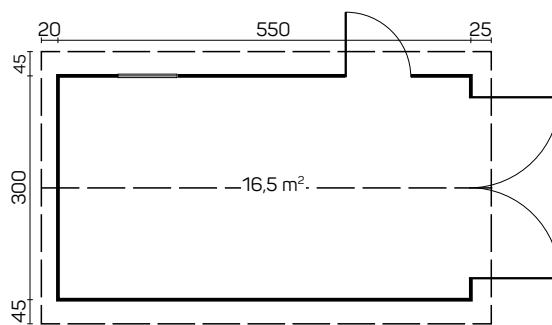
Garages





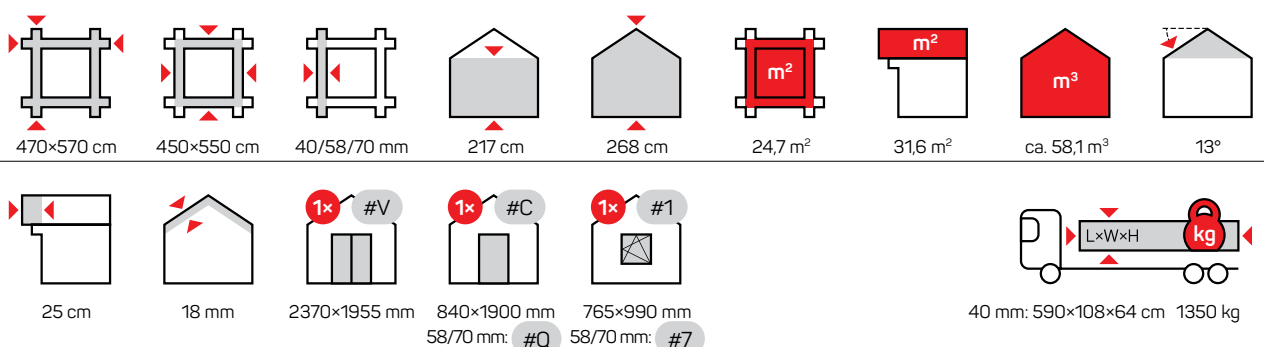
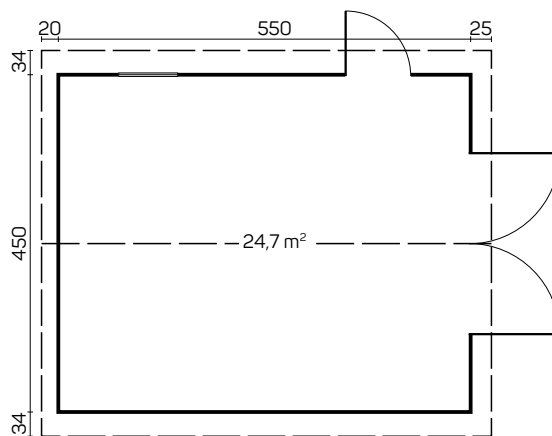
GARAGE A

Art 111055.2/111061/111069



GARAGE B

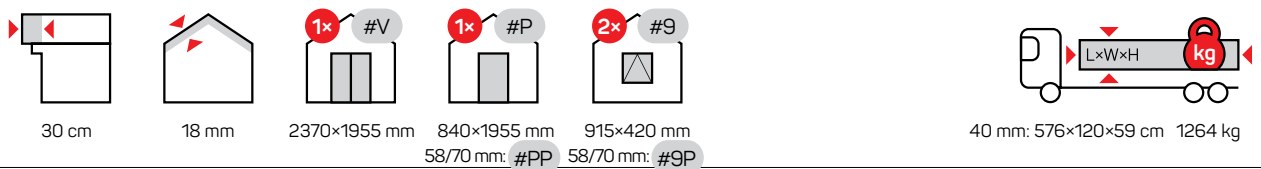
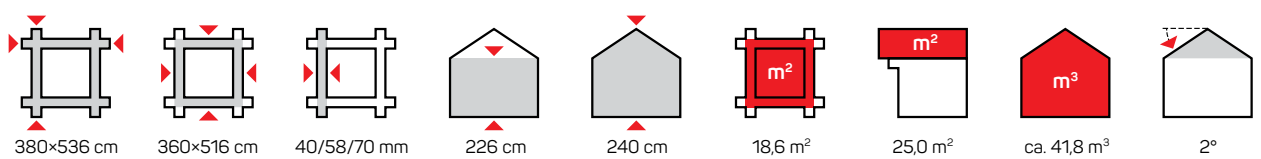
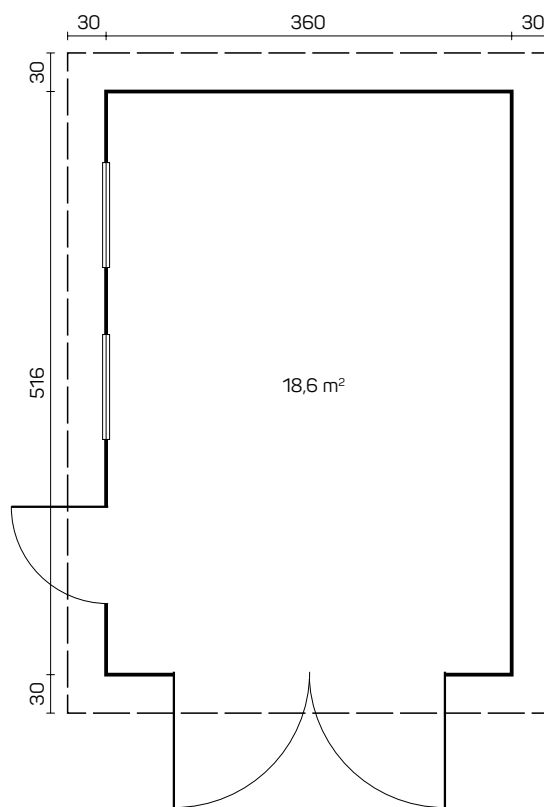
Art 111056.2/111062/111070





GARAGE C

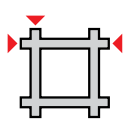
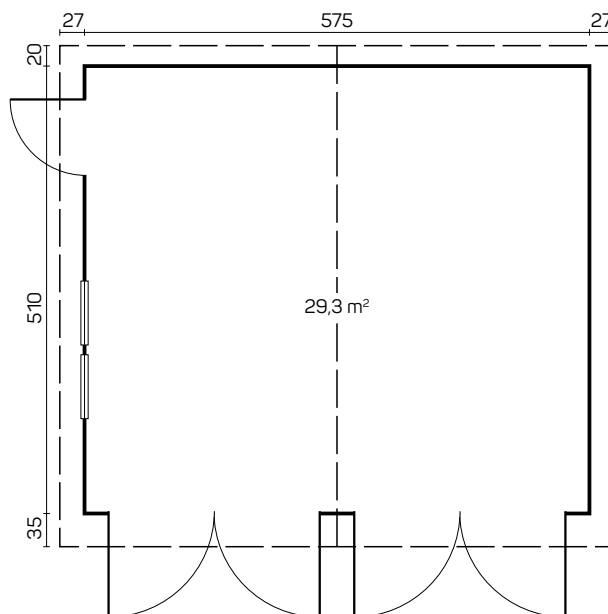
Art 111423.2/111521/111723





GARAGE D

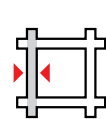
Art 111424.2/111522/111724



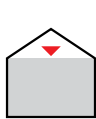
595×530 cm



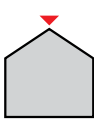
575×510 cm




40/58/70 mm



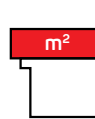
217 cm



302 cm



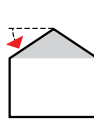
29,3 m²



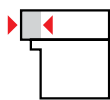
38,0 m²



ca. 73 m³



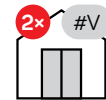
17°



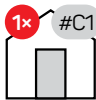
35 cm



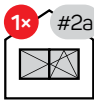
18 mm



2370×1955 mm

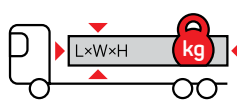


840×1900 mm



1530×990 mm

58/70 mm: #Q1 58/70 mm: #8a



40 mm: 595×120×75 cm 1627 kg

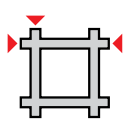
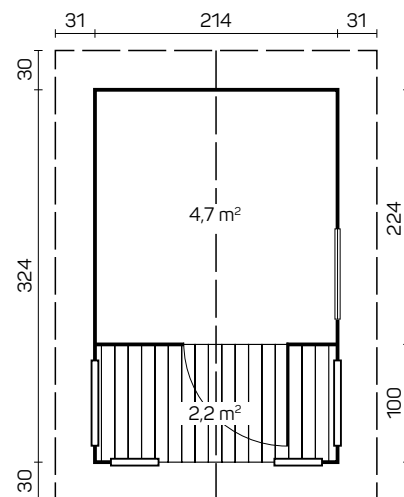
Saunas





JORMA

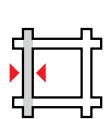
Art 111950/111951



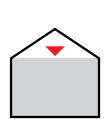
234×344 cm



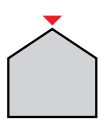
214×324 cm




58/70



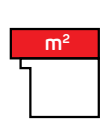
217 cm



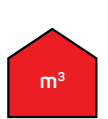
257 cm



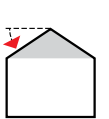
6,9 m²



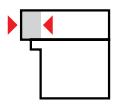
11 m²



ca. 10,3 m³



21°



30 cm



18+18/28 mm



1× #SM

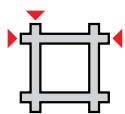
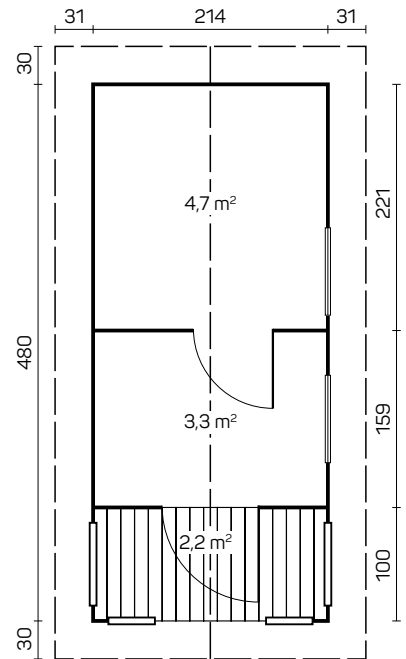


1× #7aS

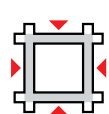


OSKARI

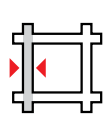
Art 111952/111953



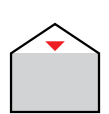
234×500 cm



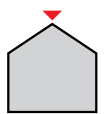
214×480 cm




58/70 mm



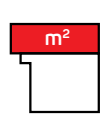
217 cm



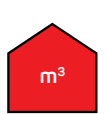
257 cm



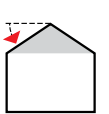
10,2 m²



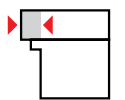
16 m²



ca. 17,7 m³



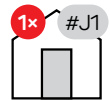
21°



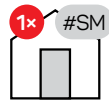
30 cm



18+18/28 mm



1× #J1



1× #SM

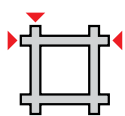
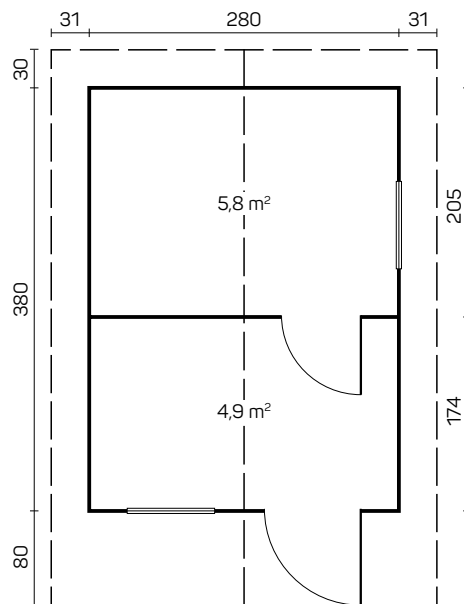


2× #7aS

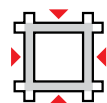


JOONAS

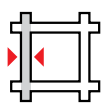
Art 111954/111955



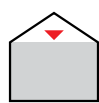
300×400 cm



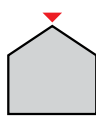
280×380 cm




58/70 mm



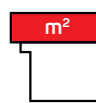
217 cm



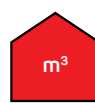
257 cm



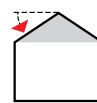
10,7 m²



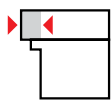
17 m²



ca. 23,4 m³



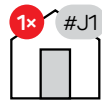
16°



80 cm

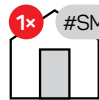


18+18/28 mm



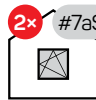
1× #J1

840×1955 mm



1× #SM

690×1955 mm



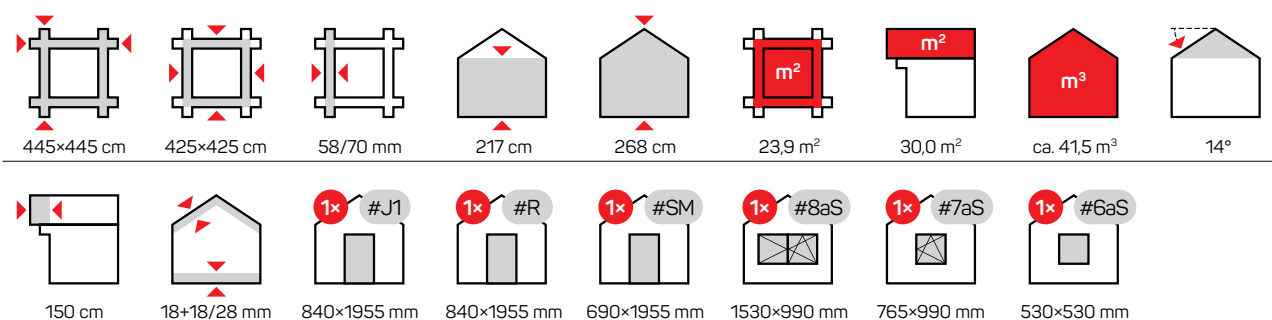
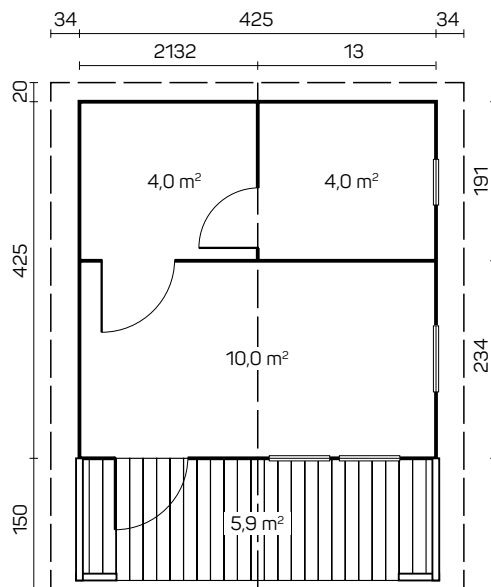
2× #7aS

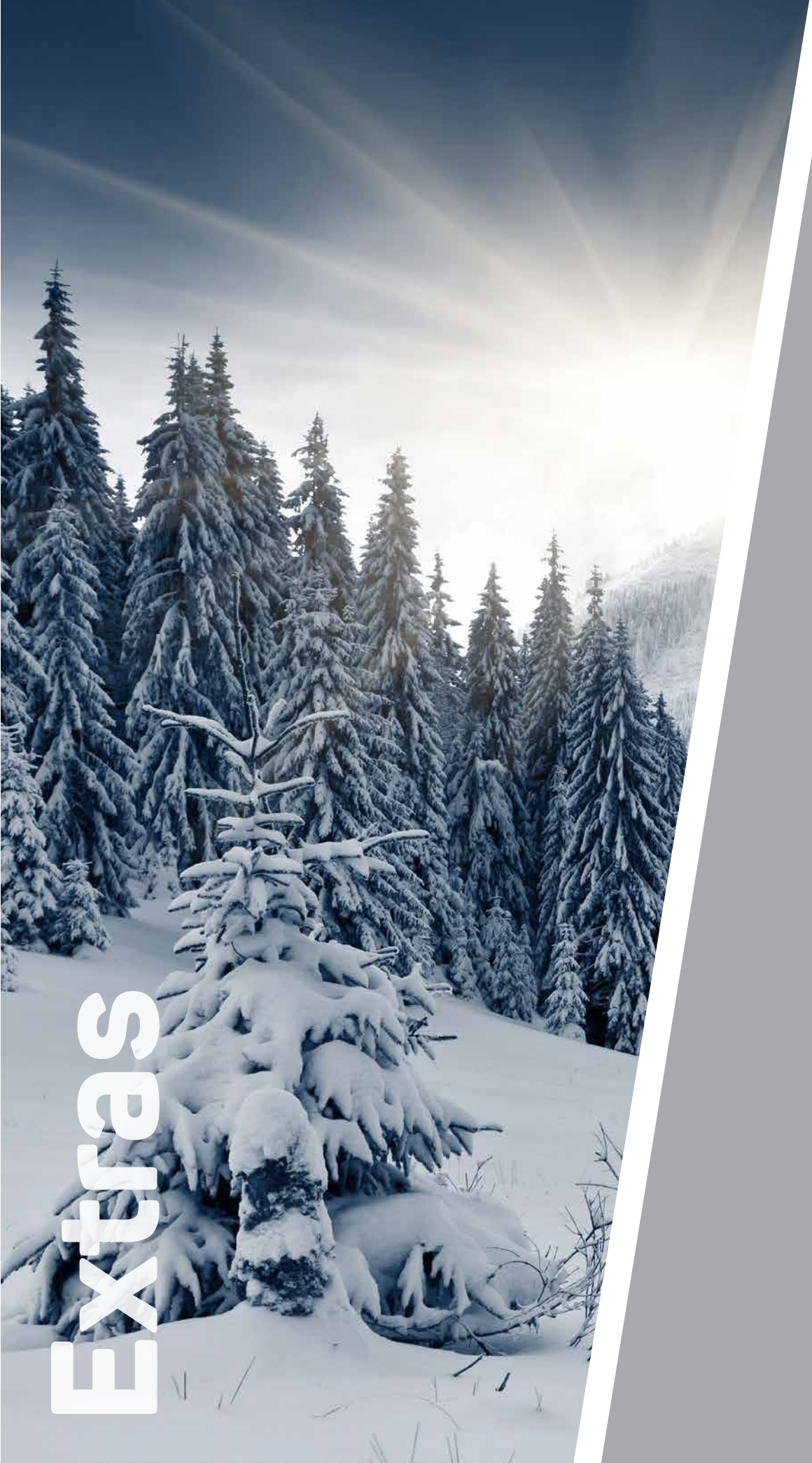
765×990 mm



PEKKA

Art 111956/111957





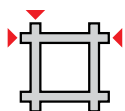
Extras





SCHLEPP A

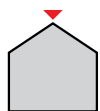
Art 111212



150x250 cm



174 cm



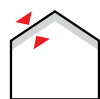
202 cm



3,9 m²



12°

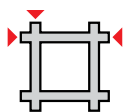


18 mm



SCHLEPP B

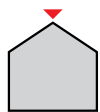
Art 111213



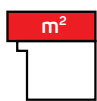
150x300 cm



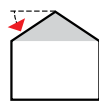
174 cm



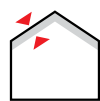
202 cm



4,7 m²



12°

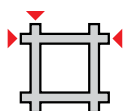


18 mm

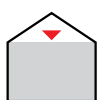


SCHLEPP C

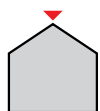
Art 111214



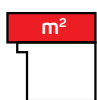
150x380 cm



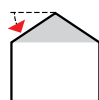
174 cm



202 cm



5,9 m²

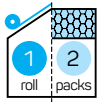


12°



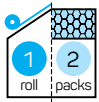
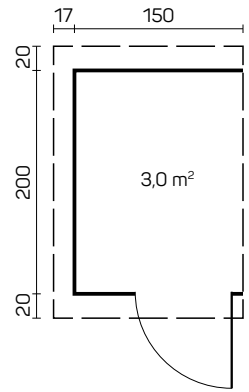
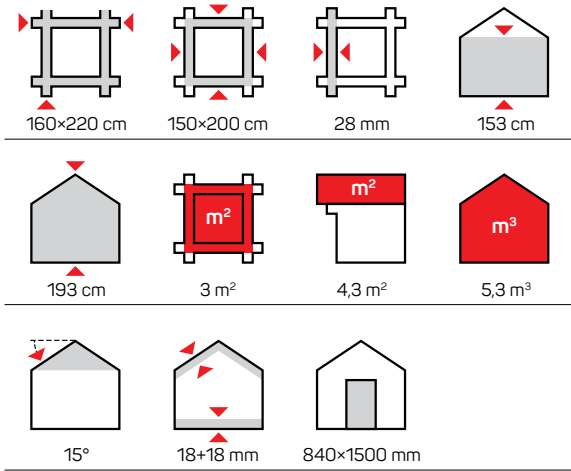
18 mm





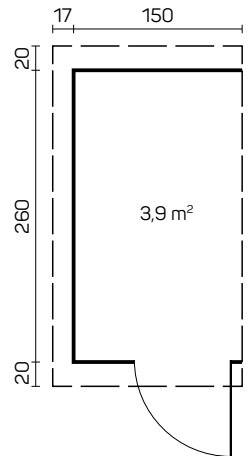
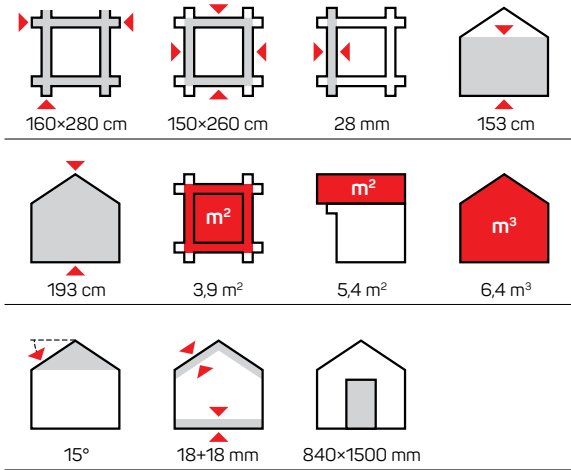
ANBAU A

Art 111031.2

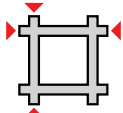

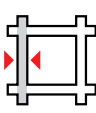




ANBAU B

Art 111032.2

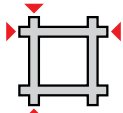

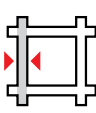




TERRASS 28

						
Art 28.1	320×150 cm	300×140 cm	28 mm	78 cm	4,3 m ²	
Art 28.2	320×200 cm	300×190 cm	28 mm	78 cm	5,8 m ²	

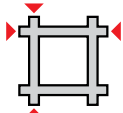

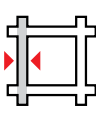




TERRASS 40

						
Art 40.1	320×150 cm	300×140 cm	40 mm	78 cm	4,3 m ²	
Art 40.2	380×200 cm	360×190 cm	40 mm	78 cm	6,9 m ²	
Art 40.3	500×200 cm	480×190 cm	40 mm	78 cm	9,3 m ²	

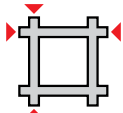

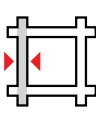




TERRASS 58

						
Art 58.2	380×200 cm	360×190 cm	58 mm	78 cm	6,8 m ²	
Art 58.3	400×200 cm	380×190 cm	58 mm	78 cm	7,2 m ²	
Art 58.4	470×200 cm	450×190 cm	58 mm	78 cm	8,5 m ²	
Art 58.5	500×200 cm	480×190 cm	58 mm	78 cm	9,1 m ²	



TERRASS 70

						
Art 70.2	380×200 cm	360×190 cm	70 mm	78 cm	6,8 m ²	
Art 70.3	400×200 cm	380×190 cm	70 mm	78 cm	7,2 m ²	
Art 70.4	470×200 cm	450×190 cm	70 mm	78 cm	8,5 m ²	
Art 70.5	500×200 cm	480×190 cm	70 mm	78 cm	9,1 m ²	





#N Art 333010 / 142,5×195,5 cm



#F Art 333006 / 142,5×195,5 cm

#S Art 333019 / 142,5×177,5 cm



#F1 Art 333007 / 142,5×195,5 cm

#S1 Art 333020 / 142,5×177,5 cm



#X Art 333109 / 142,5×195,5 cm

#XL Art 333042 / 142,5×190 cm



#M1 Art 333032 / 142,5×195,5 cm


#M1H Art 333040 / 142,5×209 cm



#D Art 333021 / 142,5×190 cm

#G Art 333003 / 142,5×195,5 cm

#M Art 333101 / 142,5×195,5 cm



#Y Art 333110 / 142,5×190 cm



#VC Art 333111 / 142,5×190 cm



#O Art 333011 / 142,5×195,5 cm



#AR Art 333026 / 142,5×190 cm



#B Art 333110 / 142,5×173 cm



#BK Art 333031 / 120×195,5 cm



#EM Art 333025 / 130,5×188 cm

#LO Art 333023 / 110×188 cm



#Z Art 333113 / 142,5×195,5 cm

#ZH Art 333041 / 142,5×209 cm



#V Art 333107 / 237×195,5 cm



#K Art 333008 / 84×195,5 cm

#KH Art 333035 / 89×209 cm



#R Art 333018 / 84×195,5 cm

#U Art 333017 / 69×195,5 cm

#W Art 333106 / 89×209 cm



#P Art 333012 / 84×195,5 cm

#PP Art 333027 / 84×195,5 cm ISO

#KL Art 333030 / 84×190 cm



#OR Art 333112 / 84×183,5 cm



#E Art 333004 / 84×195,5 cm

#C Art 333014 / 84×190 cm

#H Art 333013 / 84×177,5 cm

#J Art 333102 / 84×195,5 cm ISO

#JH Art 333039 / 89×209 cm

#Q Art 333034 / 84×190 cm ISO



#E1 Art 333005 / 84×195,5 cm

#C1 Art 333016 / 84×190 cm

#H1 Art 333015 / 84×177,5 cm

#J1 Art 333103 / 84×195,5 cm ISO

#Q1 Art 333033 / 84×190 cm ISO

#J1H Art 333 036 / 89×209 cm



#A Art 333001 / 84×173 cm



#SM Art 333009 / 69×195,5 cm



#1 Art 444001/444029 / 76,5×99 cm

#3 Art 444017/444026 / 86,5×121 cm



#2 Art 444003 / 153×99 cm



#9 Art 444012 / 91,5×42 cm

#9P Art 444043 / 91,5×42 cm



#1a Art 444002/444030 / 76,5×99 cm

#7aS Art 444040 / 76,5×99 cm



#2a Art 444004 / 153×99 cm

#8aS Art 444039 / 153×99 cm



#15a Art 444038 / 91,5×42 cm

#9F Art 444035 / 91,5×42 cm



#12a Art 444042 / 60×110 cm



#7 Art 444008 / 76,5×99 cm ISO



#8 Art 444010 / 153×99 cm ISO



#12 Art 444032 / 58,5×110 cm



#7a Art 444009 / 76,5×99 cm ISO



#8a Art 444011 / 53×99 cm ISO



Art 444013 / 2×38×99 cm



Art 444014 / 4×38×99 cm




#11 Art 444027 / 51,5×189 cm



#10 Art 444031 / 51,5×189 cm



#5 Art 444006 / 51,5×189 cm



#34 #34Art 444034 / 86,5×121 cm

#14a Art 444037 / 51,5×189 cm ISO, PR

#5P Art 444018 / 51,5×189 cm ISO

#4 Art 444005 / 34×189 cm

#5a Art 444036 / 51,5×189 cm ISO (fix)



#13 Art 444033 / 153×156 cm



#20 Art 444020 / 130,5×136,5 cm

#19 Art 444019 / 110×136,5 cm



#6 Art 444 007 / 53×53 cm ISO

#6aB Art 444044 / 53×53 cm


#6aS Art 444041 / 53×53 cm



#21 Art 444021 / 189×88 cm



TENE



Für schöne Stunden im Garten...

Ein Gartenhaus ist nicht nur schön, sondern auch praktisch. Es eignet sich gut dazu, im Winter Gartenmöbel und Sitzauflagen vor Regen, Sonne und Feuchtigkeit zu schützen. Auch Pflanzen, die nicht winterfest sind, können in einem Gartenhaus gut überwintern. Daher ist für viele ein Gartenhaus auch mehr ein Abstellraum als ein Haus, in dem man sich aufhält. Gartenhäuser werden meist aus Holz gefertigt, weil dieses Material eine natürlich Optik bietet und sich so gut in einen Garten integrieren lässt. Gartenhäuser gibt es in vielen Größen und Ausführungen – vom einfachen, nicht mehr als einem Quadratmeter großen, fensterlosen Häuschen bis hin zum Gartenhaus mit Fenster und Türen und sogar mehreren Zimmern. Möchte man das Gartenhaus auch als Übernachtungsmöglichkeit oder Aufenthaltsort für Partys und Feiern nutzen, so kann man seinem Gartenhaus auch einen Strom- und Wasseranschluss verpassen.

Tene Kaubandus wurde im Jahre 1999 gegründet. Die Firma produziert Gartenhäuser und Gartenzubehör aus hochwertigem nordischen Fichtenholz.

Vom Jahr zu Jahr haben sich unsere Produktionsmengen erhöht, heute produzieren wir 12.000–15.000 Gartenhäuser im Jahr. Unser Sortiment besteht aus Garten-, Sauna-, und Kinderspielhäusern, Pavillons und Garagen in Wandstärken 28 mm, 40 mm, 58 mm und 70 mm. Die hohe Qualität ergibt sich durch durchgedachte Details wie:

- winddichte Eckversätze, Schalerverfräsung
- alle Türen und Fenster aus Leimholz, mit Echtglas und Dreh-/Kipp-System
- Fenster und Türen bei Häuser ab 58 mm mit Isolierverglasung, Gummidichtungen und Alu-Wasserschinkel
- alle Modelle haben imprägnierte Lagerhölzer
- Blockbohlen mit Doppelnut ab Modellen in 40 mm
- Fußbodenleisten und zugeschnittene Fußbodendielen im Lieferumfang
- alle Häuser haben Sturmleisten, die 58 und 70 mm Häuser sind mit Gewindestangen versehen
- alle Häuser haben komplette Bausätze inklusive Befestigungsmaterial und eine ausführliche Montage-Anleitung.

In der Produktion werden modernste Technologie, spezielle Technik und hochwertige Rohmaterialien verwendet. Unser Ziel ist immer die Vollständigkeit unserer Gartenhäuser und pünktliche Lieferzeiten zu erreichen.

Wir haben Erfahrungen und Kenntnisse um auch sehr komplizierte architektonische Projekte auszuführen, weil wir schon über 11 Jahre, auch nach Kundenprojekte, Häuser verschiedener Größen, für verschiedene Zwecke ausgeführt haben. Einige der Projekte sind in unserem Katalog vorgestellt. Das ermöglicht Ihnen die beste Ausführung zu bestellen.

Wir bedanken uns für Ihre Interesse.

Eigentümer der Firma
Riho Reesar und Heino Kirs

I bei momenti nel tuo giardino...

La casetta da giardino non è solo bella, ma è anche pratica. In inverno funziona bene per riporre l'arredamento da giardino dalla pioggia, dal sole e dall'umidità. Anche le piante non resistenti al freddo potranno così sopravvivere l'inverno con successo. Di conseguenza, la casetta, oltre a essere un comodo spazio di svago, è anche un'utile luogo di riparo.

Di solito le casette vengono costruite di legno, siccome il materiale è naturale e si adatta bene all'atmosfera (del giardino). Vi sono varie dimensioni e vari tipi delle casette da giardino: dalle casette semplici, senza finestre, coprendo solo 1 metro quadrato, alle casette che hanno delle finestre e delle porte davvero grandi e addirittura parecchie stanze/camere. Nel caso in cui la casetta verrà utilizzata tra l'altro anche come un'alloggio o uno spazio di relax, o in cui si vorrà festeggiare, è possibile installarci la rete elettrica e idrica.

Tene Kaubandus Srl è stato fondato nel 1999. L'azienda produce casette da giardino e complementi d'arredo dell'abete nordico di alta qualità.

La quantità della produzione è aumentata nel corso degli anni e oggi stiamo realizzando 12 000–15 000 casette da giardino all'anno. Ce ne sono vari tipi delle casette nel nostro assortimento: casette da giardino, sauna, casette per bambini per permettere ai bambini di giocare nel giardino, padiglioni, garage con il spessore delle pareti di 28 mm, 40 mm, 58 mm ja 70 mm. La qualità alta è assicurata dai dettagli come:

- Soluzioni resistenti al vento, i tenoni
- Tutte le finestre e le porte vengono realizzate in legno lamellare, con il vetro vero ed ad anta ribalta.
- Le casette a partire da 58 mm hanno le finestre e le porte pose in opera di doppi vetri, le guarnizioni ed il drenaggio in alluminio.
- Tutte le casette hanno le travi di fondazione impregnati [impregnated foundation beams].
- Le mensole verranno costruite a doppio incastro di 40 mm di spessore.
- Le guide di scorrimento per il pavimento e le assi di legno vengono comprese.
- Compresi sono anche i morsetti della guida di scorrimento ed i storm bar; le casette di 58 e 70 mm hanno nelle connessioni angolari le barre di sostegno.
- Tutte le casette sono fornite con un kit completo degli attrezzi di montaggio e con un manuale approfondito.

Nella realizzazione viene utilizzata la tecnologia nuovissima, una tecnica speciale e la materiale di alta qualità. Il nostro scopo è produrre delle casette da giardino ideali e assicurare la loro consegna adatta ai nostri clienti.

Abbiamo anche le esperienze e le competenze di avviare dei progetti più complessi, siccome abbiamo realizzato delle casette di vari tipi per diversi scopi anche secondo i progetti personalizzati. Alcuni di essi sono riportati anche nel nostro catalogo. Tutto ciò vi renderà possibile di ordinarci la progettazione e la realizzazione migliore.

Vi ringraziamo per essere stati interessati dai nostri servizi,

Riho Reesar e Heino Kirs
(i proprietari della ditta)

Momentos hermosos en su jardín...

Las casitas de jardín de Grupo Tene son el complemento perfecto para darle un toque de distinción a su jardín. Por su multifuncionalidad podemos encontrar modelos apropiados para guardar sus herramientas de una forma elegante y ordenada, gimnasio, salas de juegos, estancias adicionales a la casa, despachos, cocinas de jardín, kioscos, comedor auxiliar junto a la piscina y espacios agradables para reuniones familiares.

No sólo son un complemento bonito para el jardín, durante el invierno es el espacio perfecto para proteger los muebles y herramientas de jardín de la lluvia, el sol y la humedad e incluso plantas no resistentes al frío sobreviven con éxito el invierno en una casita de jardín. Por lo tanto aparte de ser un buen lugar para el ocio, una casita de jardín es también un buen espacio de almacenaje.

Habitualmente se utiliza madera para construir casitas de jardín puesto que este material es natural, ecológico y complementario con cualquier jardín.

Las casitas de jardín las podemos encontrar con distintas formas y tamaños. Desde modelos muy simples de tan solo un metro cuadrado sin ventanas, hasta modelos con grandes ventanales, puertas y varias habitaciones, teniendo la posibilidad de instalar conexiones de agua y luz en el caso de querer utilizarla como residencia ocasional.

Tene Kaubandus OÜ fue fundada en el año 1999. La empresa fabrica casas de madera, casitas de jardín y accesorios para el jardín, utilizando madera de abeto nórdico de alta calidad.

Con el paso de los años la capacidad de producción de Tene Kaubandus se ha ido incrementando y hoy en día fabricamos entre 12.000 y 15.000 casitas de jardín al año. Nuestra gama de productos incluye: casitas de jardín, cabañas, casas de madera, saunas, casitas de jardín infantiles, glorietas y garajes con 28 mm, 40 mm, 58 mm y 70 mm de grosor de la pared.

La alta calidad se garantiza con los siguientes detalles en la elaboración de nuestras casas:

- Sistema constructivo con uniones de ensamblaje perfecto para la protección contra el viento.
- Todas las puertas y ventanas son de madera laminada, con cristales auténticos y oscilobatientes.
- Las casitas a partir de 58 mm tienen las ventanas y puertas con cristal doble y cámara de aire, cierre hermético y protectores para la lluvia de aluminio.
- Todas las casitas disponen de perfiles de arranque tratados en autoclave verde.
- Las tablas de la pared a partir de 40 mm tienen doble ranura en el machihembrado.
- En el Kit se incluyen todas las tablas de la casa cortadas a medida, todos los herrajes necesarios (tornillería, clavos, cerraduras, manivelas, etc.), ventanas y puertas y libro de instrucciones para su montaje.
- Todos los modelos disponen de listones anti-tormenta, las casitas de 58 y 70 mm disponen de barras de soporte de metal en la ensambladura de las esquinas.

En la producción utilizamos la tecnología más avanzada del mercado, maquinaria especializada y materia prima de alta calidad. Nuestro objetivo es fabricar casitas de jardín perfectas y garantizar su entrega puntual y oportuna al cliente.

El gran volumen de construcciones de casas de madera junto a la experiencia adquirida durante este tiempo, hace que podamos realizar con total garantía cualquier diseño aportado por nuestros clientes y hasta los proyectos más complejos.

Todo esto nos permite realizar el mejor producto para usted. Le agradecemos el interés por nuestra empresa.

Directores Generales:
Riho Reesar, Heino Kirs

Pour tous les bons moments dans votre jardin...

Les maisons de jardins sont belles et pratiques. Tout au long de l'année, vous pouvez l'utiliser pour protéger votre mobilier de jardin contre les éléments et l'humidité. Elles peuvent également abriter les plantes fragiles qui, autrement, ne pourraient résister à un froid persistant. Par conséquent, en plus d'être une maison confortable, une maison de jardin peut également être utilisée comme un entrepôt.

Les maisons de jardins sont en général construites en bois – c'est un matériau naturel qui s'harmonisera avec tous les agencements de jardins. Il y a des maisons de jardin de toutes tailles et de toutes formes – depuis la simple cabane sans fenêtre d'une surface d'environ un mètre carré aux maisons avec de grandes portes et fenêtres et plusieurs chambres. Si vous utilisez votre maison de jardin pour y habiter ou comme maison de vacance, ou si vous voulez y célébrer une fête, la maison peut être équipée de raccordements électriques et d'eau.

Tene Kaubandus OÜ a été fondée en 1999. Nous produisons des maisons de jardin et des accessoires de jardin à partir d'un bois de grande qualité d'épicéa nordique.

Au cours des années, la production de Tene Kaubandus a augmenté. Aujourd'hui nous produisons entre 12'000 15'000 maisons de jardin par année. Notre ligne de produit comprend des maisons de jardin, des saunas, des maisonnettes pour enfants, des gloriettes et garages avec une épaisseur de mur de 28mm, 40 mm, 58 mm et 70 mm. Nous garantissons une grande qualité avec des éléments reconnus comme:

- les joints d'angle résistants aux vents
- toutes les portes et fenêtres en bois collé sont à vitrage en verre véritable et à ouverture pivotante et basculante.
- les maisons à partir de 58 mm ont des portes et fenêtres à double vitrage, joints et jets d'eau en aluminium
- toutes les maisons ont des poutres de fondation imprégnées
- les planches de murs de 40mm et plus sont doublement bouvetées
- les plinthes et les planchers coupés pour s'adapter au design sont inclus
- toutes les maisons ont des barres anti-tempête (storm bars), les joints d'angle des maisons de 58 et 70 mm ont des barres de support métalliques.
- Toutes les maisons ont un kit de montage complet et un manuel d'installation détaillé.

Les produits sont fabriqués avec des matières premières de grande qualité en utilisant une technologie de pointe et les machines les plus modernes. Notre premier objectif est de fabriquer des maisons de jardin parfaites et de garantir une livraison conforme et dans les délais à nos clients.

Nous avons produit différentes maisons pour des applications variées selon les designs particuliers de nos clients, c'est pourquoi nous avons l'expérience et le savoir-faire nécessaire pour les projets les plus sophistiqués. Vous pouvez également en trouver quelques-uns dans notre catalogue. Nous vous garantirons que votre commande sera exécutée de la meilleure des manières possible.

Nous vous remercions de votre intérêt pour nos produits.

Riho Reesar et Heino Kirs
Propriétaires

Bahçenizde yaşayacağınız tüm güzel anlar için...

Bahçe evleri hem güzel hem de pratiktir. Bahçe mobilyalarının dış etkenlere ve neme karşı yıllarca korumak için kullanabilirsiniz. Uzun süren soğuklara karşı dayanma ihtimali zayıf olan hassas bitkileriniz için koruma imkanı da sunar. Dolayısıyla bir bahçe evi, korunak imkanı sunmasının yanı sıra depolama odası olarak da kullanılabilir.

Bahçe evleri, çoğunlukla keresteden imal edilir; bu, herhangi bir bahçe düzenlemesi ile uyum sağlayabilecek doğal bir malzemedir. Değişik şekil ve ebatlarda bahçe evleri mevcuttur; yaklaşık bir metrekairelik alana sahip, penceresiz basit ve küçük kabinlerden birçok odası bulunan, büyük, kapılı ve pencerelilere kadar. Eğer bahçe evinizi barınma amaçlı ya da bir tatil evi olarak kullanıyorsanız veya burada bir parti düzenlemek istiyorsanız, ev, elektrik ve su tesisatı bağlantıları yapılmış halde de temin edilebilir.

Tene Kaubandus OÜ 1999 yılında kurulmuştur. Yüksek kalitede kuzey ladininden kalaslarla bahçe evleri ve bahçe aksesuarları imal etmekteyiz.

Tene Kaubandus'ın üretim hacmi yıldan yıla artmıştır. Günümüzde, yılda 12,000 ila 15,000 bahçe evi üretmekteyiz. Ürün yelpazemiz, panel kalınlığı 28 mm, 40 mm, 58 mm ve 70 mm olan bahçe evleri, saunalar, çocuklar için oyun evleri, çardaklar ve garajları kapsamaktadır. Yüksek kaliteyi, iyi düşünülmüş öğelerle sağlamaktayız, örneğin:

- Rüzgara dayanıklı köşe bağlantıları
- Tutkallı kalastan kapı ve pencereler, gerçek camla sırlanmakta ve eğmeli ve döndürmeli açma mekanizmaları donatılmaktadır.
- 58 mm ve 70 mm evlerde her iki tarafı da sırlı kapı ve pencereler, contalar ve alüminyum tahliye boruları mevcuttur.
- Tüm evlerimiz, emprenye destek kirişlerine sahiptir.
- 40 mm ve daha kalın duvar panolarının her iki yüzü de yivlidir.
- Tasarıma uygun kesimli pervazlar ve zemin panoları dahildir.
- Tüm modellerde yıldırım çubukları, 58 mm ve 70 mm köşe bağlantılı evlerde metal destek çubukları mevcuttur.
- Tüm evlerimiz, bir montaj kiti ve ayrıntılı montaj kılavuzu ile komple halde teslim edilir.

Ürünler, en modern teknoloji ve en son model makineler kullanılarak yüksek kalitede ham maddelerden üretilmektedir. Öncelikli amacımız, mükemmel bahçe evleri üretmek ve bunları müşterilerimize zamanında ve eksiksiz teslim etmektir.

Çeşitli uygulamalardan müşterilerimizin özel tasarımlarına kadar çok çeşitli evler ürettik, dolayısıyla en sofistike projeler için gerekli deneyim ve bilgiye sahibiz. Bu ürünlerimizden bazılarını katalogta da görebilirsiniz. İsteğinizin mümkün olan en iyi şekilde karşılanacağı konusunda sizi temin ederiz.

Ürünlerimize gösterdiğiniz ilgiye teşekkür ederiz.

Riho Reesar ve Heino Kirs
Şirket sahipleri

Для всех чудесных моментов в Вашем саду...

Садовые домики красивы и практичны. В течение всего года, Вы можете использовать такой домик для защиты садовой мебели от капризов погоды и от влажности. Он также может давать приют нежным растениям, которые иначе не могли бы выдержать постоянный холод. Таким образом, помимо того, что он представляет собой уютное место для отдыха, садовый домик также может быть использован в качестве складского помещения.

Садовые домики в основном производятся из древесины — это естественный материал, который будет гармонировать с любым оформлением сада. Садовые домики могут быть различных форм и размеров — от простых небольших домиков без окон, площадью около одного квадратного метра, до домов в несколько комнат, с большими дверями и окнами. Если Вы используете Ваш садовый домик для жилья или как дачу, или если Вы хотите устраивать там вечеринки, он может поставляться с узлами подсоединения к системам электро- и водоснабжения.

Фирма Tene Kaubandus OU (Тене Каубандус ОУ) была создана в 1999 году. Мы производим садовые домики и различные садовые постройки из высококачественной древесины северной ели.

За прошедшие годы, объемы производства Tene Kaubandus возросли. Сегодня мы производим от 12 000 до 15 000 садовых домиков в год. Ассортимент нашей продукции включает в себя садовые домики, сауны, игровые домики для детей, беседки и гаражи с толщиной стен 28 мм, 40 мм, 58 мм и 70 мм. Мы гарантируем высокое качество, используя тщательно подобранные конструкционные элементы, такие как:

- ветроустойчивые угловые соединения
- двери и окна из клееного бруса, застекленные настоящими стеклами, с возможностью поворотно-наклонного открывания
- 58 мм и 70 мм дома имеют двойное остекление окон и дверей, уплотнения и алюминиевые капельники
- все дома имеют пропитанные фундаментные балки
- стеновые доски 40 мм и толще имеют двойные рифленные стыковые кромки
- в комплект поставки входят доски пола и плинтусов и доски пола, нарезанные в соответствии с дизайном
- все модели имеют бури баров, угловые соединения домов 58мм и 70мм усилены металлической опорной арматурой
- все дома поставляются с полным комплектом сборки и подробным Руководством по сборке

Изделия производятся из высококачественного сырья, с использованием самых современных технологий и станков. Наша главная цель заключается в производстве идеальных садовых домиков и обеспечении их точной и своевременной доставки нашим клиентам. Мы производим различные типы домов, для самых разных видов использования, самых разных вариантов конструкций, в соответствии с индивидуальными запросами наших клиентов и, таким образом, мы располагаем опытом и ноу-хау для самых сложных проектов.

Вы также можете найти некоторые из таких решений в нашем каталоге. Мы гарантируем Вам, что Ваш заказ будет выполнен наилучшим образом из всех возможных.

Спасибо за Ваш интерес к нашей продукции.

Рiho Реесар и Хейно Кирс
Владельцы компании

Dla wszystkich pięknych chwil w ogrodzie...

Domki ogrodowe są równie ładne jak i praktyczne. Przez cały rok, można go używać do ochrony mebli ogrodowych przed opadami i wilgotnością. Można go również jako schronienia dla roślin ogrodowych które nie przetrwały by niskiej temperatury. Stąd, oprócz bycia przytulnym miejscem schronienia, domek ogrodowy może być używany jako pomieszczenie magazynowe.

Domki ogrodowe są najczęściej wykonane z drewna – jest to naturalny materiał, który będzie harmonizował z każdym przedmiotem w ogrodzie. Domki ogrodowe są w różnych kształtach i wielkości – od prostych małych domków bez okien z powierzchnią kilku metrów kwadratowych do domów z dużą ilością drzwi, okien i osobnych pomieszczeń. Jeśli używasz swojego domku ogrodowego jako magazynu lub jako domku letniskowego, lub jeśli chcesz w nim zorganizować przyjęcie, domek może być wyposażony w instalację elektryczną i wodno-kanalizacyjną.

Tene Kaubandus OÜ została założona w 1999 roku. Produujemy domki ogrodowe i akcesoria ogrodowe z wysokiej jakości świerka skandynawskiego.

Na przestrzeni tych lat, produkcja w Tene Kaubandus wzrosła. Obecnie, produkujemy od 12 000 do 15 000 domków ogrodowych w roku. Nasza linia produktów obejmuje domki ogrodowe, sauny, domki dla dzieci, altanki i garaże ze ścianą grubości 28mm, 40mm, 58mm i 70mm. Zapewniamy wysoką jakość dzięki dobrze dobranym elementom, takimi jak:

- Wiatrooporne połączenia narożne.
- Drzwi i okna z drewna klejonego przeszklone prawdziwą szybą i są uchylno-rozwierane.
- 58mm and 70mm domy mają podwójnie szkolone drzwi i okna, uszczelki i aluminiowy okapnik.
- Wszystkie domki mają impregnowane podwaliny.
- Ściany grubości 40mm i grubsze mają podwójne pióropust
- Listwy i deski podłogowe są przycięte na długość, tak aby idealnie pasowały do domku.
- Wszystkie modele mają listy zabezpieczające przed wichurą, w domkach 58mm i 70mm łączenia narożne mają pręty metalowe.
- Wszystkie domki są pakowane z zestawem montażowym i instrukcją montażową

Produkty wytwarzane są z wysokiej jakości surowców przy użyciu najnowocześniejszych technologii i współczesnych maszyn. Naszym głównym celem jest produkcja doskonałych jakościowo domków ogrodowych i zapewnienie terminowych dostaw dla naszych klientów.

Produkujemy również domki dla różnych zastosowań według indywidualnych zleceń naszych klientów, dzięki czemu mamy doświadczenie w bardziej wyrafinowanych projektach.

Dziękujemy za zainteresowanie naszymi produktami.

Riho Reesar i Heino Kirs
Właściciele

Prettige momenten in uw tuin...

Een tuinhuis is zowel mooi als nuttig. In de winter biedt een tuinhuis bescherming aan het tuinmeubilair tegen regen, zon en vocht. Ook voor planten die niet winterhard zijn, biedt een tuinhuis een praktische beschutting. Een tuinhuis is dus behalve een gezellige zitruimte ook nog een handige opslagplaats.

Tuinhuizen worden meestal van hout gemaakt, een natuurlijk materiaal dat goed past in een tuin. Er zijn tuinhuisen in verschillende maten en vormen – eenvoudige hutjes van één vierkante meter zonder ramen, tot riante huizen met verscheidene kamers en grote ramen en deuren. Is het de bedoeling om in het tuinhuis te gaan slapen of rusten, of dat er feestjes worden gehouden, dan kunnen ook de nodige aansluitingen voor elektriciteit en water worden aangelegd.

Tene Kaubandus OÜ is opgericht in 1999. Het bedrijf vervaardigt tuinhuisen en tuinaccessoires van hoogwaardige Noorse spar.

De productieaantallen van Tene Kaubandus OÜ zijn in de loop der jaren gegroeid. Tegenwoordig produceren wij 12.000 tot 15.000 tuinhuisen per jaar. Ons assortiment bestaat uit tuinhuisen, sauna's, speelhuizen voor kinderen, paviljoens en garages met wanden van 28 mm, 40 mm, 58 mm en 70 mm. Voor een topkwaliteit wordt gezorgd door goed doordachte details zoals:

- windvaste hoekverbindingen
- alle ramen en deuren zijn van verlijmd hout, met echt glas en tilt en turn opening.
- tuinhuisen met een wanddikte van 58 mm of meer hebben ramen en deuren met dubbele beglazing, waterdichte afsluitingen en aluminium druiplijsten.
- alle huizen hebben geïmpregneerde funderingsbalken.
- wandplanken van 40 mm en breder met dubbele gleuf
- inclusief plinten en vloerplanken op maat
- alle modellen hebben stormlijsten, 58 en 70 mm huizen hebben in de hoekverbindingen metalen verbindingstangen.
- alle huizen beschikken over een volledig montagepakket en een uitgebreide handleiding voor de montage.

Voor de productie wordt gebruik gemaakt van de nieuwste technologie, een specifieke techniek en hoogwaardige materialen. Ons doel is om perfecte tuinhuisen te vervaardigen en om te garanderen dat ze correct en tijdig bij de klant geleverd worden.

Daar wij hele verschillende huizen voor diverse gebruikdoeleinden op basis van projecten van klanten geproduceerd hebben, beschikken we ook over de nodige ervaring en vaardigheden voor de uitvoering van projecten die ingewikkelder zijn. Sommige van deze uitgevoerde projecten zijn ook te bekijken in onze catalogus. Dit geeft u de kans om de beste uitvoering voor uw project te bestellen.

Hartelijk dank voor uw belangstelling in onze producten!

Riho Reesar en Heino Kirs,
de eigenaren van het bedrijf

For all the beautiful moments in your garden...

Garden houses are both pretty and practical. Throughout the year, you may use it to protect your garden furniture against the elements and humidity. It may also give shelter to the tender plants that would not otherwise withstand sustained cold. Hence, besides being a cosy getaway, a garden house may be used as a storage room as well.

Garden houses are mostly manufactured from timber – this is a natural material that will harmonise with any garden setting. There are garden houses in various shapes and sizes – from simple small cabins without Window with an area of about a square metre to houses with large Door and Window and several rooms. If you use your garden house for lodging or as a holiday home, or if you wish to hold a party there, the house can be supplied with electrical and water supply connections.

Tene Kaubandus OÜ was established in 1999. We produce garden houses and garden accessories from high quality timber of northern spruce.

During the years, the production volumes of Tene Kaubandus have increased. Today, we produce 12,000 to 15,000 garden houses in a year. Our product line includes garden houses, saunas, playhouses for children, gazebos and garages with the wall thicknesses of 28mm, 40mm, 58mm and 70mm. We ensure high quality with well-considered elements, such as:


- Wind-resistant corner joints
- Door and Window from glued timber are glazed with real glass, and have tilt-and-turn openings.
- 58mm and 70mm houses have double-glazed Door and Window, seals and aluminium water drips.
- All the houses have impregnated foundation beams.
- 40mm and thicker wall boards are double-grooved.
- Skirting and floor boards cut to match the design are included.
- All the models have storm bars, corner joints of 58mm and 70mm houses have metal support bars.
- All the houses are complete with an assembly kit and a thorough installation manual.

The products are manufactured from high quality raw materials using the state-of-the-art technology and most contemporary machinery. Our primary aim is to manufacture perfect garden houses and ensure their accurate and timely delivery to our clients.

We have produced various houses for diverse applications to the custom designs of our clients, thus we have experience and know-how for more sophisticated projects. You may find some of them in our catalogue as well. We will ensure you that your order will be fulfilled in the best possible way.

Thank you for your interest in our products.

Riho Reesar and Heino Kirs
The owners of the company





Production/Produktion
Производство



TENE

Tene Kaubandus OÜ
Lihula mnt 22B
90510 Haapsalu, Estonia
Tel +372 47 22000
Fax +372 47 22001
info@tene.ee
www.tene.ee

Tene 2016



All photographs are illustrative. Technical changes, printing errors, changes and errors are possible! All models are rough.
Alle Fotos sind illustrativ. Technische Änderungen, Druckfehler und Irrtümer vorbehalten! Sämtliche Modelle werden Naturbelassen geliefert.
Все фотографии носят иллюстративный характер.
Возможны технические изменения и ошибки при печати!
Все виды сооружений приводятся только для примера.